
MARCH 2026 REPORT



SOUTH OTTAWA VALLEY OPP DETACHMENT BOARD CONSEIL DU DÉTACHEMENT DE SOUTH OTTAWA VALLEY DE LA POLICE PROVINCIALE

**RENFREW OPP DETACHMENT
DÉTACHEMENT DE RENFREW DE LA POLICE PROVINCIALE**



South Ottawa Valley Detachment Board Summary

Reporting Period: March 2026

Community Engagement and Education

During the first quarter of 2026, Renfrew Detachment members delivered extensive community outreach across Renfrew, Arnprior, Cobden, McNab, Admaston, and surrounding communities. Engagement focused on crime prevention, road safety, youth education, and senior safety.

Key initiatives included school presentations and patrols addressing bullying, online safety, traffic safety, vaping and drug awareness; community presentations and meetings with Crime Stoppers, Victim Services, seniors' groups, and community safety tables; youth-focused engagement through career presentations and community events; and participation in large-scale community events such as Polar Plunge activities, Special Olympics events, safety days, job fairs, and fundraising initiatives. These efforts supported relationship-building, early intervention, and public confidence in policing.

Patrol Visibility and Community Safety

High-visibility patrols were a consistent focus throughout the quarter, including downtown foot patrols, school zone patrols, park patrols, arena and recreation centre presence, and targeted patrols addressing youth-related concerns. March 2026 reflected a continued emphasis on patrol visibility, with increased cruiser and foot patrol hours compared to previous years.

Traffic Enforcement and Road Safety

Traffic enforcement and education remained a priority. From mid-March to early April, members laid more than 260 Provincial Offence Act charges, issued over 170 warnings, and conducted 87 RIDE initiatives. One impaired driving charge was laid during the reporting period. The Easter Weekend traffic initiative focused on seatbelt and child restraint compliance, while planning continued for upcoming provincial campaigns including Canada Road Safety Week, Motorcycle Awareness Week, and Safe Boating Week.

Crime and Occurrence Trends – March 2026

Overall Criminal Code and Highway Traffic Act charges were lower compared to previous years. Violent and property crime occurrences showed a general downward trend when compared to March 2025. Mental Health Act occurrences continued to represent a consistent demand on resources, emphasizing the importance of community partnerships. Overdose occurrences remained low, with no fatal overdoses recorded in March. Youth charges were minimal, with no youth convictions recorded during the month.

Public Trust and Accountability

Public complaints at the detachment level remained very low. Clearance rates across several offence categories remained stable, reflecting sustained investigative effectiveness. Referrals to Victim Services continued, with acceptance rates consistent with previous reporting periods.

Traffic Initiatives.- .Renfrew.Detachment

Total Traffic Statistics [March 11th, 2026 – April 7th 2026]

- ✓ 264 Provincial Offence Act charges laid.
- ✓ 47 Part III Summons Issued
- ✓ 176 warnings issued.
- ✓ 87 RIDEs completed
- ✓ 1 occurrence where a member of the public was charged with impaired operation of a motor vehicle.

Easter Weekend Traffic Campaign [April 3rd – April 6th]

- ✓ Easter Weekend focuses on the proper use of seatbelts and child restraints.
- ✓ Members of the Detachment conducted focused enforcement in identified areas around the Detachment area.
- ✓ Officers laid 92 Charges in total
- ✓ 7 Seatbelt Tickets
- ✓ 17 Part III Summons

Upcoming Traffic Initiatives:

Canada Road Safety Week [(CACP/Transport Canada) (May 1st – May 7th)]

- ✓ Canada Road Safety Week Focuses on Aggressive Driving (i.e.: Impaired Driving, Driving While prohibited, Fail to Yield, Careless, Speeding Stunt Racing, Seatbelts and Distracted Driving.)

Safe Boating Week (May 16th – May 18th)

- ✓ Safe boating week focuses on the use of Personal Floatation Devices as well as proper navigation practices. Marine members of the Detachment will be on patrol during this weekend.

Motorcycle Awareness Week (May 12th – May 18th)

- ✓ Motorcycle awareness week focuses on proper use of safety equipment for MC Drivers as well as safe driving habits.

March 2026

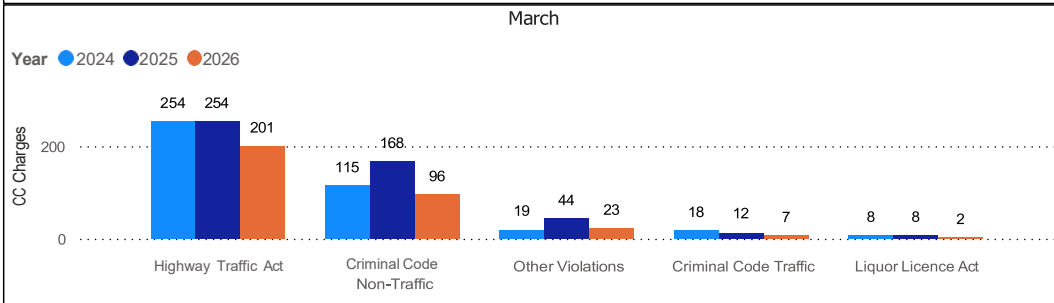
- ADHS Careers Classes Presentations (4 classes)
- Polar Plunge
- St Thomas Student meeting Re; Bullying and consequences
- Funders Forum community funding availability
- Seniors Expo Greater Madawaska
- CEO in person training
- Community Safety Day Arnprior
- Foot Patrol Mateway
- Foot Patrol Mateway
- VTRA meeting
- Foot patrol Robert Simpson Park
- Foot patrol Arnprior issues with youth
- VTRA meeting
- Foot patrol Nick Smith Centre
- St Joes School Visit
- ADHS school drop off traffic monitoring
- St Joes Arnprior School Visit
- RCI School visit
- Cobden School Visit
- AJ Charbonneau/ Deux Rivieres school patrol traffic
- Admaston School visit
- Foot Patrol Nick Smith centre
- School visit John XXIII
- Our Lady of Fatima School zone patrol
- Foot Patrol Downtown Renfrew
- Foot patrol Mateway
- Foot Patrol our lady of Fatima Church
- St Paul's Church Renfrew Foot patrol
- Foot Patrol Nick Smith Centre
- Special Olympics Curling Event Arnprior
- Foot Patrol Kenwood Centre
- Downtown Renfrew Foot Patrol
- Our Lady of Fatima Church Patrol
- Foot patrol Mateway

- Foot patrol Arnprior
- St John XXIII school patrol
- St Thomas/ St Joes school patrol
- Patrol Mateway
- St Francis Xavier church patrol
- Situation Table meeting
- St Thomas School patrol
- AJ Charbonneau and Deux Rivieres school patrol
- Foot Patrol Basketball tournament RCI
- Foot patrol Walters Zadow and ADHS
- St Joes School Arnprior foot patrol
- St Joes Renfrew School Patrol
- Cobden PS patrol
- Foot Patrol ADHS/Walters Zadow
- St Joes Renfrew School Patrol
- McNab School patrol
- Admaston Public School patrol
- St Joes Renfrew School Patrol

**OPP Detachment Board Report
Records Management System
March 2026**

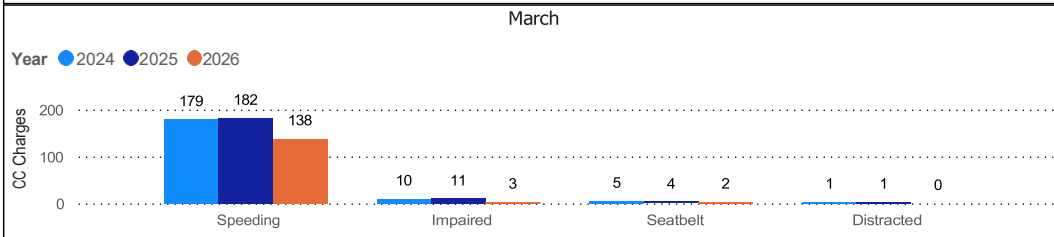
Criminal Code and Provincial Statute Charges Laid						
March						
Year	2024		2025		2026	
ChargeCategory1	Offence Count	% Change	Offence Count	% Change	Offence Count	% Change
Criminal Code Non-Traffic	115	2.7%	168	46.1%	96	-42.9%
Criminal Code Traffic	18	63.6%	12	-33.3%	7	-41.7%
Highway Traffic Act	254	0.0%	254	0.0%	201	-20.9%
Liquor Licence Act	8	-20.0%	8	0.0%	2	-75.0%
Other Violations	19	-55.8%	44	131.6%	23	-47.7%
Total	414	-3.7%	486	17.4%	329	-32.3%

YTD						
Year	2024		2025		2026	
ChargeCategory1	Offence Count	% Change	Offence Count	% Change	Offence Count	% Change
Criminal Code Non-Traffic	335	5.3%	410	22.4%	305	-25.6%
Criminal Code Traffic	38	-2.6%	50	31.6%	43	-14.0%
Highway Traffic Act	501	-27.0%	573	14.4%	487	-15.0%
Liquor Licence Act	19	-17.4%	14	-26.3%	21	50.0%
Other Violations	78	-33.3%	135	73.1%	111	-17.8%
Total	971	-17.9%	1,182	21.7%	967	-18.2%



Traffic Related Charges						
March						
Year	2024		2025		2026	
ChargeCategory2	Offence Count	% Change	Offence Count	% Change	Offence Count	% Change
Speeding	179	17.8%	182	1.7%	138	-24.2%
Seatbelt	5	400.0%	4	-20.0%	2	-50.0%
Impaired	10	11.1%	11	10.0%	3	-72.7%
Distracted	1	--	1	0.0%	0	-100.0%

YTD						
Year	2024		2025		2026	
ChargeCategory2	Offence Count	% Change	Offence Count	% Change	Offence Count	% Change
Speeding	335	-22.6%	392	17.0%	286	-27.0%
Seatbelt	5	-28.6%	6	20.0%	17	183.3%
Impaired	22	-26.7%	39	77.3%	33	-15.4%
Distracted	3	--	1	-66.7%	2	100.0%



Detachment: 3T - RENFREW

Location code(s): 3T00 - RENFREW, 3T10 - ARNPRIOR

Area(s): ALL

Data source date:

7-Apr-26

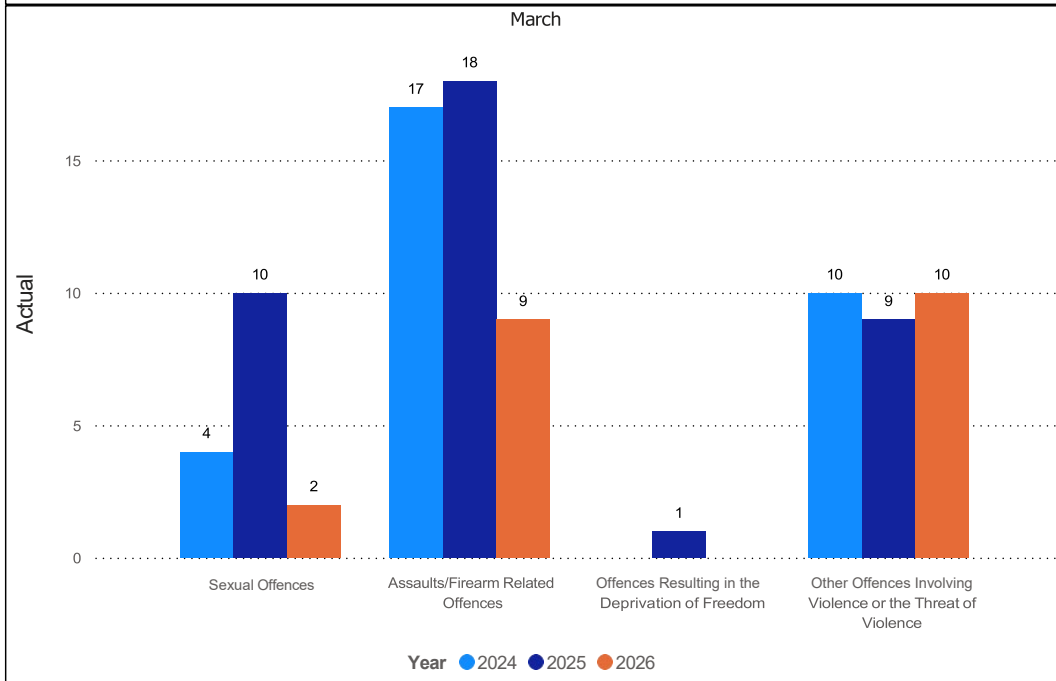
Report Generated on:

07-Apr-2026 11:47:27 AM

**OPP Detachment Board Report
Records Management System
March 2026**

Violent Crime						
March						
Year	2024		2025		2026	
ViolationGrp	Actual	% Change	Actual	% Change	Actual	% Change
Homicides	0	--	0	--	0	--
Other Offences Causing Death	0	--	0	--	0	--
Attempted Murder	0	--	0	--	0	--
Sexual Offences	4	0.0%	10	150.0%	2	-80.0%
Assaults/Firearm Related Offences	17	-19.0%	18	5.9%	9	-50.0%
Offences Resulting in the Deprivation of Freedom	0	--	1	--	0	-100.0%
Robbery	0	--	0	--	0	--
Other Offences Involving Violence or the Threat of Violence	10	0.0%	9	-10.0%	10	11.1%
Offences in Relation to Sexual Services	0	--	0	--	0	--
Total	31	-11.4%	38	22.6%	21	-44.7%

YTD						
Year	2024		2025		2026	
ViolationGrp	Actual	% Change	Actual	% Change	Actual	% Change
Homicides	1	--	0	-100.0%	0	--
Other Offences Causing Death	0	--	0	--	0	--
Attempted Murder	0	--	0	--	0	--
Sexual Offences	14	75.0%	23	64.3%	6	-73.9%
Assaults/Firearm Related Offences	58	48.7%	55	-5.2%	46	-16.4%
Offences Resulting in the Deprivation of Freedom	0	-100.0%	2	--	0	-100.0%
Robbery	1	0.0%	0	-100.0%	0	--
Other Offences Involving Violence or the Threat of Violence	44	83.3%	36	-18.2%	30	-16.7%
Offences in Relation to Sexual Services	0	--	0	--	0	--
Total	118	47.5%	116	-1.7%	82	-29.3%



Detachment: 3T - RENFREW

Location code(s): 3T00 - RENFREW, 3T10 - ARNPRIOR

Area(s): ALL

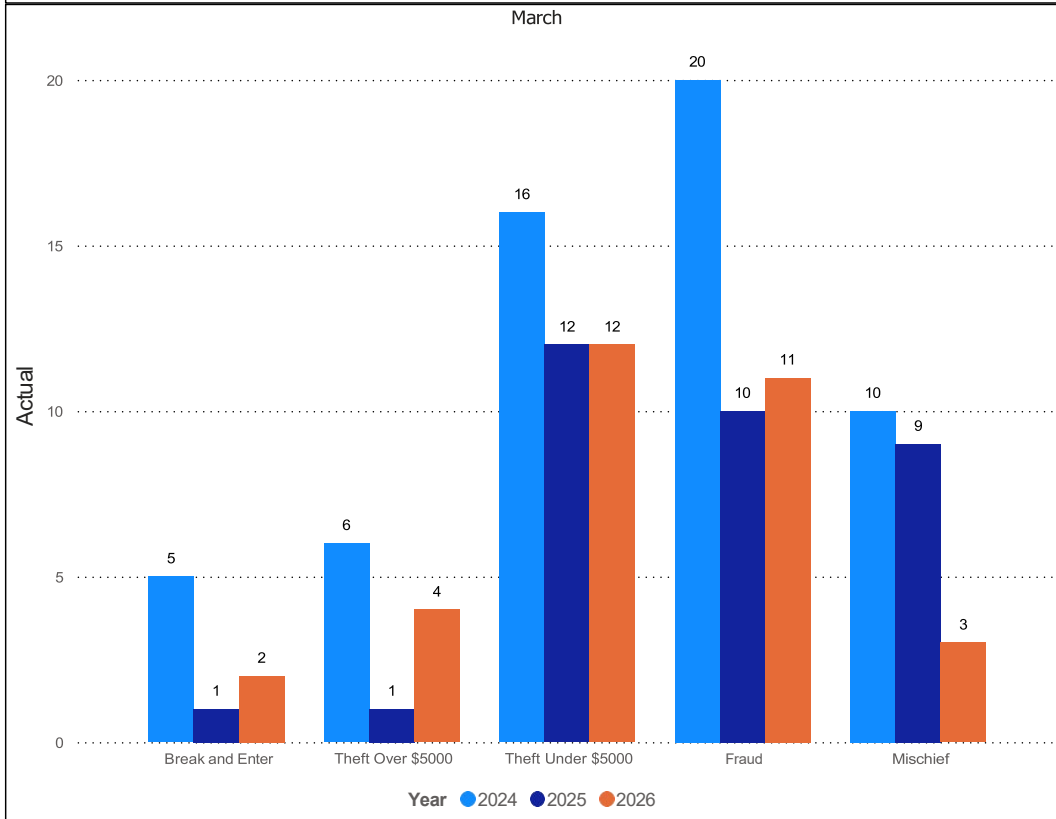
Data source date:
07-Apr-2026

Report Generated on:
07-Apr-2026 11:47:27 AM

OPP Detachment Board Report Records Management System March 2026

Property Crime						
March						
Year	2024		2025		2026	
ViolationGrp	Actual	% Change	Actual	% Change	Actual	% Change
Arson	0	--	0	--	0	--
Break and Enter	5	150.0%	1	-80.0%	2	100.0%
Theft Over \$5000	6	0.0%	1	-83.3%	4	300.0%
Theft Under \$5000	16	14.3%	12	-25.0%	12	0.0%
Possession/Trafficking Stolen Goods	0	--	0	--	0	--
Fraud	20	53.8%	10	-50.0%	11	10.0%
Mischief	10	-28.6%	9	-10.0%	3	-66.7%
Total	57	16.3%	33	-42.1%	32	-3.0%

YTD						
Year	2024		2025		2026	
ViolationGrp	Actual	% Change	Actual	% Change	Actual	% Change
Arson	0	--	0	--	0	--
Break and Enter	12	20.0%	3	-75.0%	3	0.0%
Theft Over \$5000	7	-53.3%	6	-14.3%	6	0.0%
Theft Under \$5000	50	-10.7%	36	-28.0%	42	16.7%
Possession/Trafficking Stolen Goods	1	0.0%	2	100.0%	1	-50.0%
Fraud	50	8.7%	62	24.0%	37	-40.3%
Mischief	27	-6.9%	41	51.9%	22	-46.3%
Total	147	-6.4%	150	2.0%	111	-26.0%

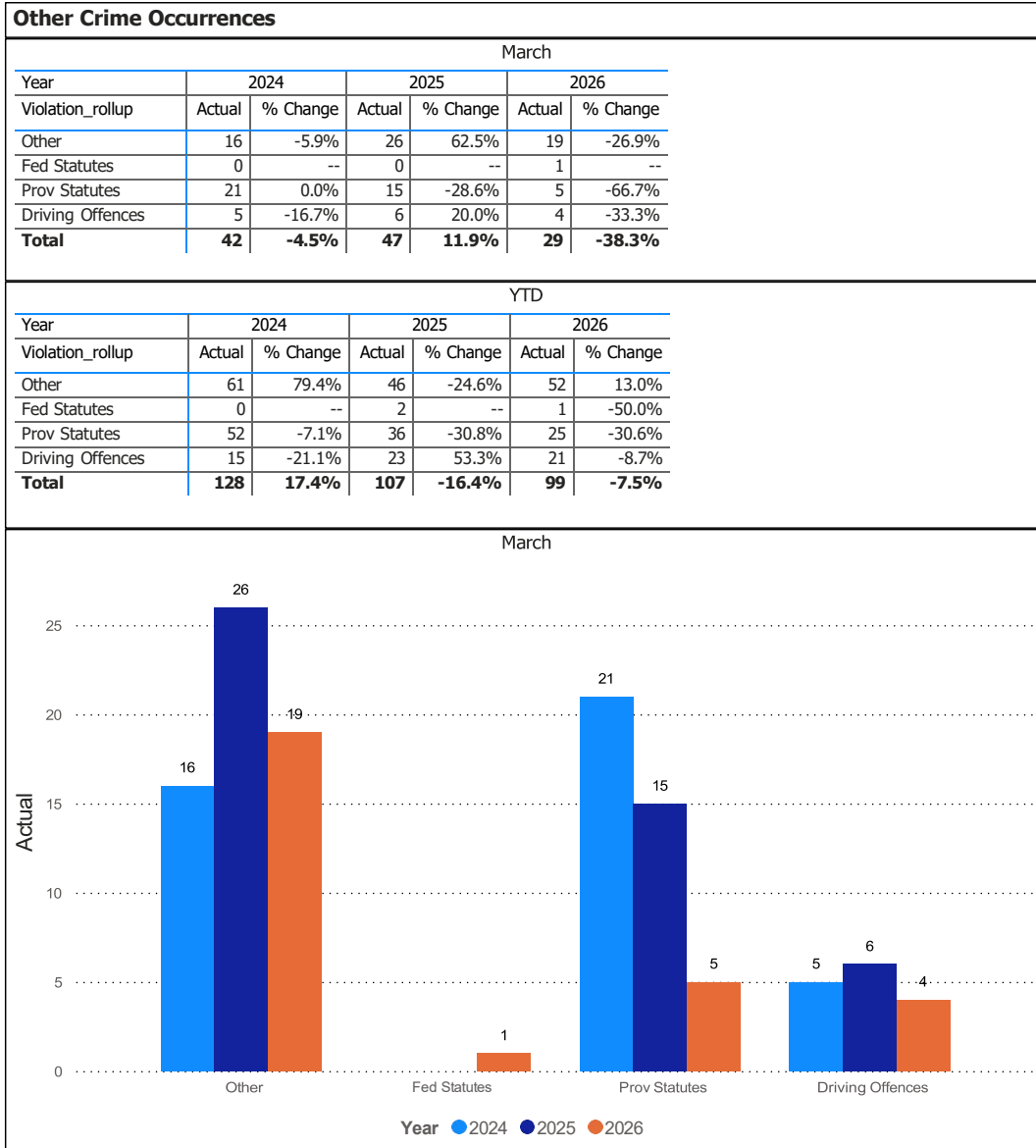


Detachment: 3T - RENFREW
Location code(s): 3T00 - RENFREW, 3T10 - ARNPRIOR

Area(s): ALL
Data source date:
07-Apr-2026

Report Generated on:
07-Apr-2026 11:47:27 AM

OPP Detachment Board Report Records Management System March 2026



Detachment: 3T - RENFREW
Location code(s): 3T00 - RENFREW, 3T10 - ARNPRIOR

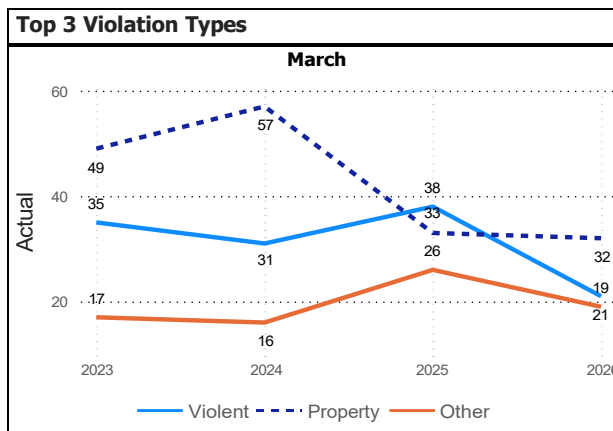
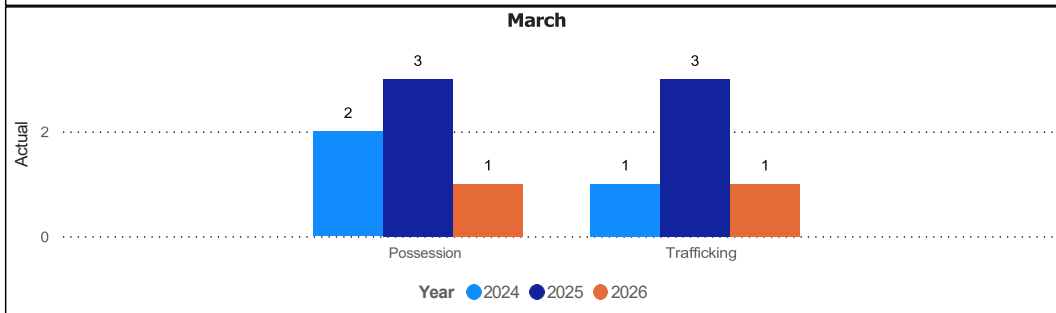
Area(s): ALL
Data source date:
07-Apr-2026

Report Generated on:
07-Apr-2026 11:47:27 AM

**OPP Detachment Board Report
Records Management System
March 2026**

Drug Crime						
March						
Year	2024		2025		2026	
ViolationGrp	Actual	% Change	Actual	% Change	Actual	% Change
Possession	2	100.0%	3	50.0%	1	-66.7%
Trafficking	1	0.0%	3	200.0%	1	-66.7%
Importation & Production	0	--	0	--	0	--
Cannabis Possession	0	--	0	--	0	--
Cannabis Distribution	0	--	0	--	0	--
Cannabis Sale	0	--	0	--	0	--
Cannabis Importation & Exportation	0	--	0	--	0	--
Cannabis Production	0	--	0	--	0	--
Other Cannabis Violations	0	--	0	--	0	--
Total	3	50.0%	6	100.0%	2	-66.7%

YTD						
Year	2024		2025		2026	
ViolationGrp	Actual	% Change	Actual	% Change	Actual	% Change
Possession	7	250.0%	5	-28.6%	5	0.0%
Trafficking	1	0.0%	6	500.0%	5	-16.7%
Importation & Production	0	--	0	--	0	--
Cannabis Possession	0	--	0	--	0	--
Cannabis Distribution	0	--	0	--	0	--
Cannabis Sale	0	--	0	--	0	--
Cannabis Importation & Exportation	0	--	0	--	0	--
Cannabis Production	0	--	0	--	0	--
Other Cannabis Violations	0	--	0	--	0	--
Total	8	166.7%	11	37.5%	10	-9.1%



Top 5 Violation Groups					
March					
ViolationGrp	2023	2024	2025	2026	Total
Assaults/Firearm Related Offences	21	17	18	9	65
Provincial Statutes	21	21	15	5	62
Theft Under \$5000	14	16	12	12	54
Fraud	13	20	10	11	54
Failure to Comply	10	11	18	15	54

Detachment: 3T - RENFREW

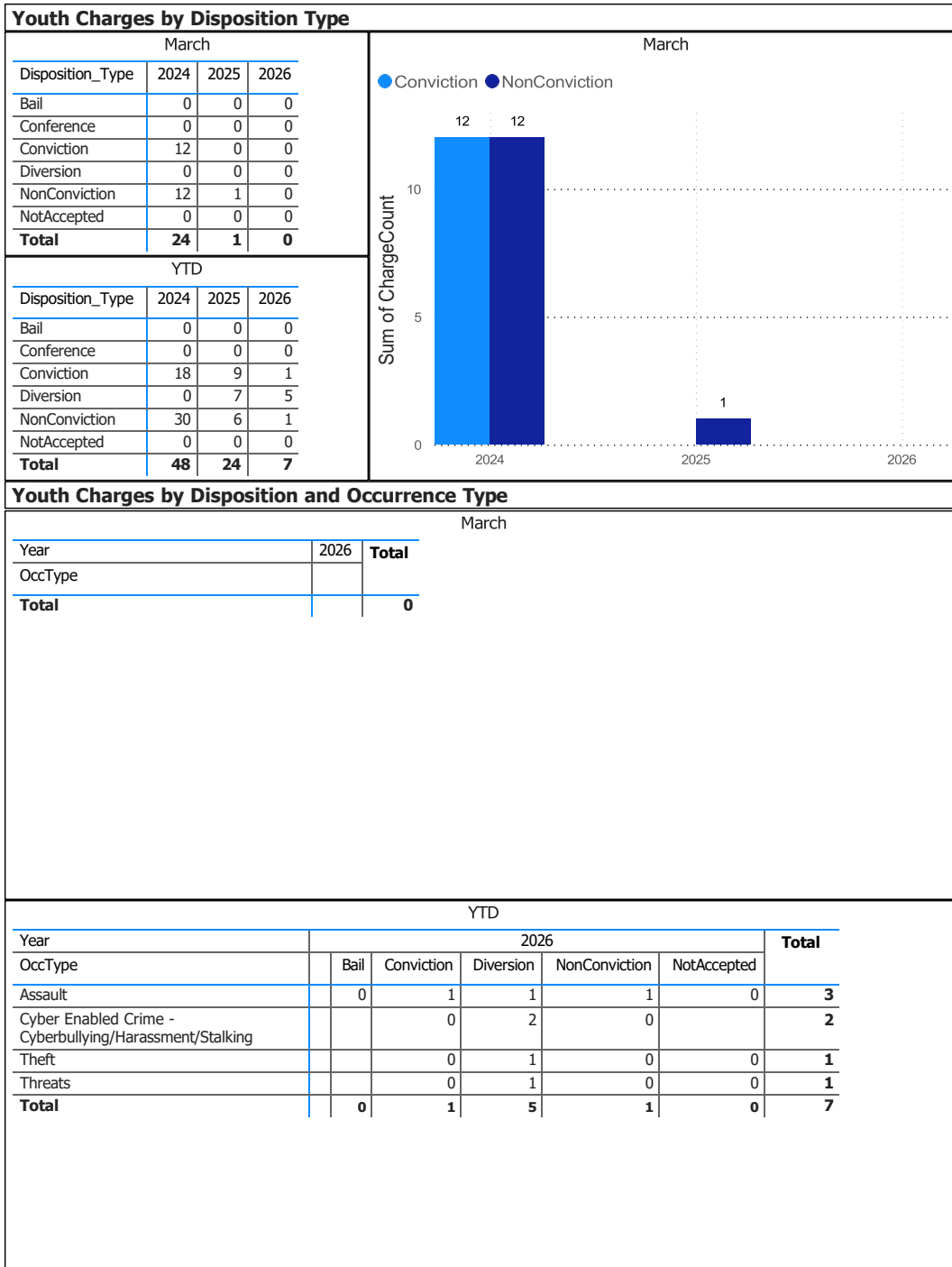
Location code(s): 3T00 - RENFREW, 3T10 - ARNPRIOR

Area(s): ALL

Data source date:
07-Apr-2026

Report Generated on:
07-Apr-2026 11:47:27 AM

**OPP Detachment Board Report
Records Management System
March 2026**



The tables and chart on this page present summarized youth charges by disposition and occurrence type that have been recorded in the OPP Niche RMS application. Of note... the Niche data sourced for this report page only lists youth charges that have had a disposition type entered against them. Therefore, please be aware that the counts of youth charges entries on this report page are under stating the potential sum of youth charges that are in OPP Niche RMS.

Detachment: 3T - RENFREW

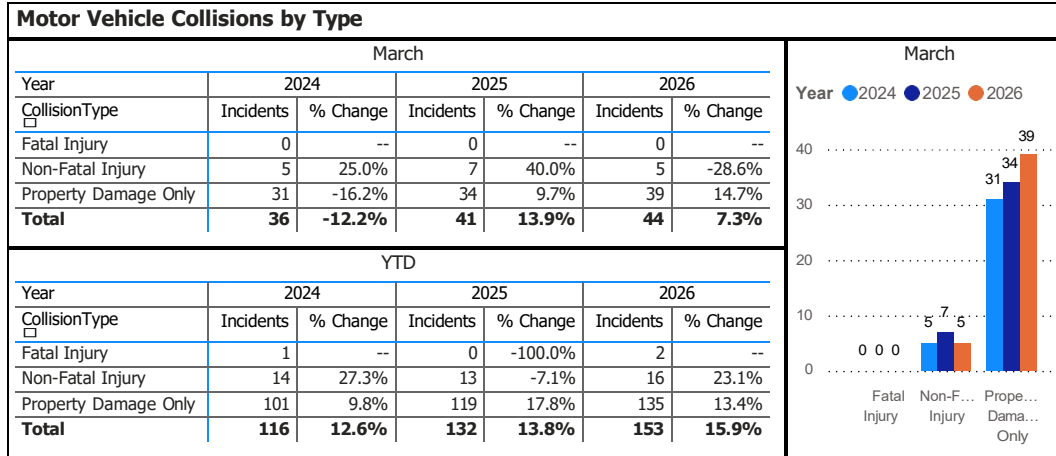
Location code(s): 3T00 - RENFREW, 3T10 - ARNPRIOR

Area(s): ALL

Data source date:
07-Apr-2026

Report Generated on:
07-Apr-2026 11:51:19 AM

**OPP Detachment Board Report
Collision Reporting System
March 2026**



Data source (Collision Reporting System) date:
07-Apr-2026

Detachment: 3T - RENFREW
Location code(s): 3T00 - RENFREW, 3T10 - ARNPRIOR

Area(s): ALL
Data source date:
07-Apr-2026

Report Generated on:
07-Apr-2026 11:47:27 AM

**OPP Detachment Board Report
Collision Reporting System
March 2026**

Fatalities in Detachment Area - Incidents									
March									
Type	Motor Vehicle			Motorized Snow Vehicle			Off-Road Vehicle		
Year	Alcohol/Drugs	Incidents	% Change	Alcohol/Drugs	Incidents	% Change	Alcohol/Drugs	Incidents	% Change
2024	0	0	--	0	0	--	0	0	--
2025	0	0	--	0	0	--	0	0	--
2026	0	0	--	0	0	--	0	0	--

YTD									
Type	Motor Vehicle			Motorized Snow Vehicle			Off-Road Vehicle		
Year	Alcohol/Drugs	Incidents	% Change	Alcohol/Drugs	Incidents	% Change	Alcohol/Drugs	Incidents	% Change
2024	0	0	--	1	1	--	0	0	--
2025	0	0	--	0	0	-100.0%	0	0	--
2026	0	2	--	0	0	--	0	0	--

Fatalities in Detachment Area - Persons Killed							
March							
Type	Motor Vehicle		Motorized Snow Vehicle		Off-Road Vehicle		
Year	Persons Killed	% Change	Persons Killed	% Change	Persons Killed	% Change	
2024	0	--	0	--	0	--	
2025	0	--	0	--	0	--	
2026	0	--	0	--	0	--	

YTD							
Type	Motor Vehicle		Motorized Snow Vehicle		Off-Road Vehicle		
Year	Persons Killed	% Change	Persons Killed	% Change	Persons Killed	% Change	
2024	0	--	1	--	0	--	
2025	0	--	0	-100.0%	0	--	
2026	3	--	0	--	0	--	

Primary Causal Factors in Fatal Motor Vehicle Collisions							
March				YTD			
	2024	2025	2026		2024	2025	2026
Speeding	0	0	0	Speeding	0	0	0
Speeding % Change	--	--	--	Speeding % Change	--	--	--
Distracted	0	0	0	Distracted	0	0	0
Distracted % Change	--	--	--	Distracted % Change	--	--	--
Alcohol/Drugs	0	0	0	Alcohol/Drugs	1	0	0
Alcohol/Drugs % Change	--	--	--	Alcohol/Drugs % Change	--	-100.0%	--
Wildlife	0	0	0	Wildlife	0	0	0
Wildlife % Change	--	--	--	Wildlife % Change	--	--	--
NoSeatbelt	0	0	0	NoSeatbeltYTD	0	0	0
NoSeatbelt YoY%	--	--	--	NoSeatbeltYTD YoY%	--	--	--

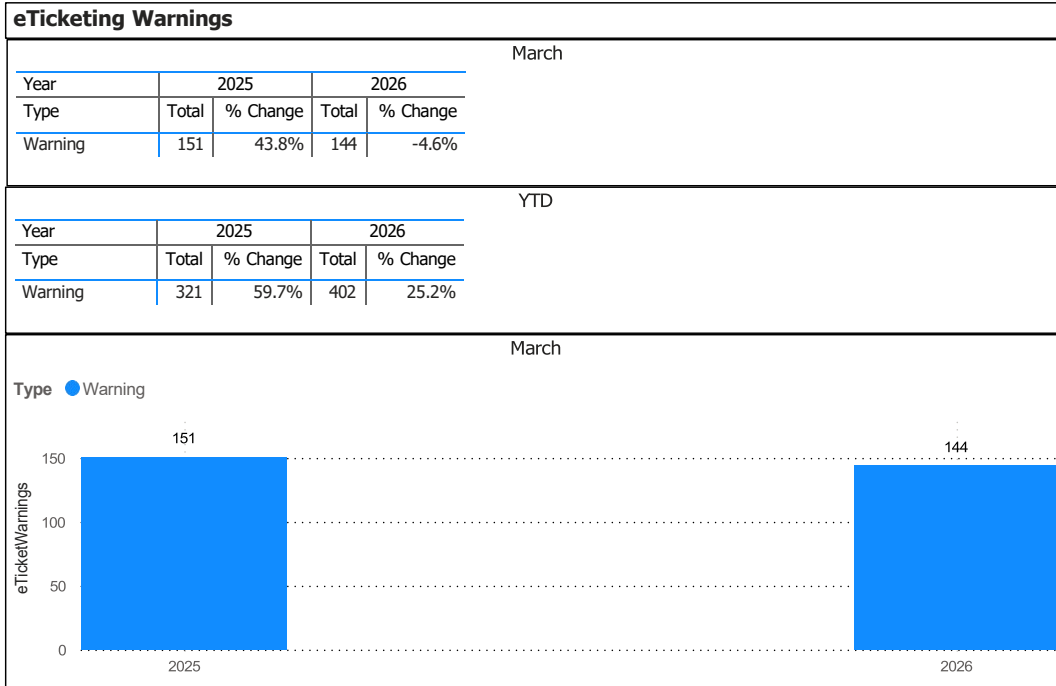
Data source (Collision Reporting System) date:
07-Apr-2026

Detachment: 3T - RENFREW
Location code(s): 3T00 - RENFREW, 3T10 - ARNPRIOR

Area(s): ALL
Data source date:
07-Apr-2026

Report Generated on:
07-Apr-2026 11:47:27 AM

**OPP Detachment Board Report
Records Management System
March 2026**



Note: The eTicketing system was not fully implemented until the end of 2022, therefore data is only available beginning in 2023. % Change in 2023 may appear higher in this report due to the incomplete 2022 data.

Detachment: 3T - RENFREW
Location code(s): 3T00 - RENFREW, 3T10 - ARNPRIOR

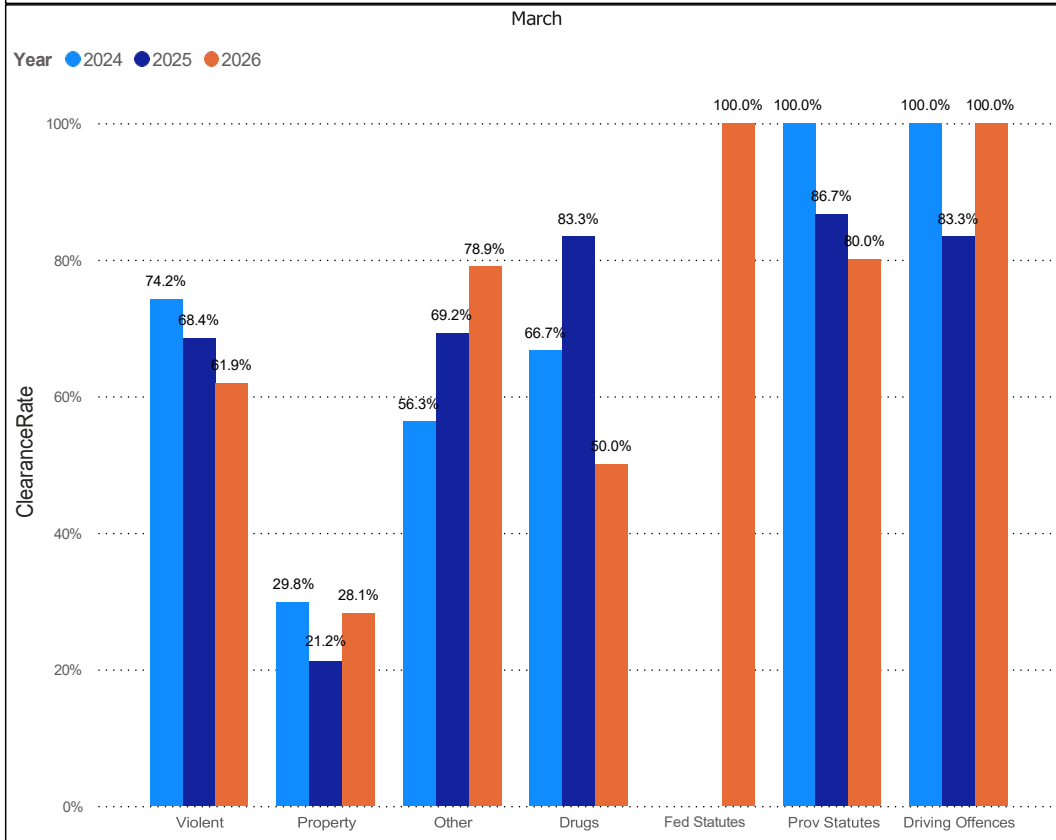
Area(s): ALL
Data source date:
7-Apr-26

Report Generated on:
07-Apr-2026 11:48:48 AM

**OPP Detachment Board Report
Records Management System
March 2026**

Clearance Rate						
March						
Year	2024		2025		2026	
	%	% Change	%	% Change	%	% Change
Violent	74.2%	-7.3%	68.4%	-7.8%	61.9%	-9.5%
Property	29.8%	-8.7%	21.2%	-28.9%	28.1%	32.6%
Other	56.3%	19.5%	69.2%	23.1%	78.9%	14.0%
Drugs	66.7%	-33.3%	83.3%	25.0%	50.0%	-40.0%
Fed Statutes					100.0%	--
Prov Statutes	100.0%	0.0%	86.7%	-13.3%	80.0%	-7.7%
Driving Offences	100.0%	0.0%	83.3%	-16.7%	100.0%	20.0%

YTD						
Year	2024		2025		2026	
	%	% Change	%	% Change	%	% Change
Violation_rollup						
Violent	66.1%	-17.4%	71.6%	8.2%	68.3%	-4.6%
Property	30.6%	23.2%	31.3%	2.4%	34.2%	9.3%
Other	62.3%	5.9%	69.6%	11.7%	63.5%	-8.8%
Drugs	62.5%	-37.5%	90.9%	45.5%	70.0%	-23.0%
Fed Statutes			50.0%	--	100.0%	100.0%
Prov Statutes	96.2%	-3.8%	91.7%	-4.7%	92.0%	0.4%
Driving Offences	100.0%	0.0%	91.3%	-8.7%	100.0%	9.5%



Detachment: 3T - RENFREW

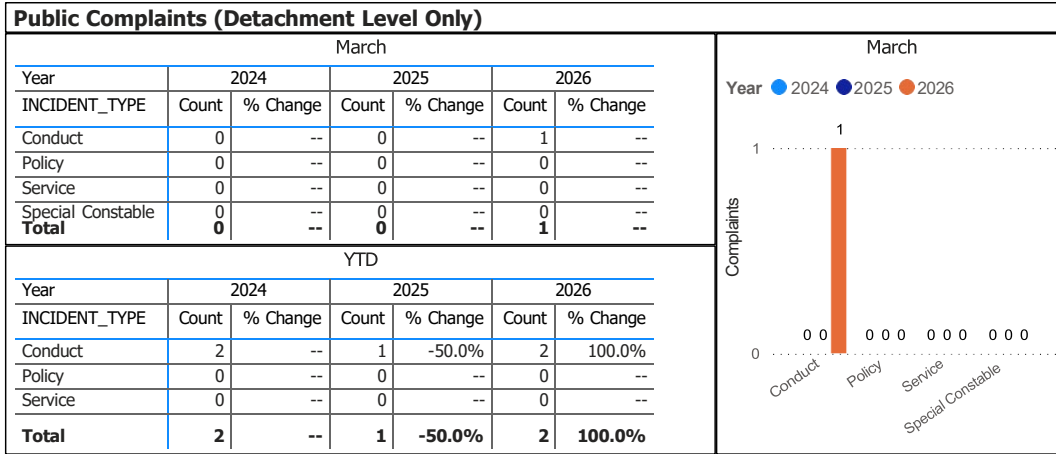
Location code(s): 3T00 - RENFREW, 3T10 - ARNPRIOR

Area(s): ALL

Data source date:
07-Apr-2026

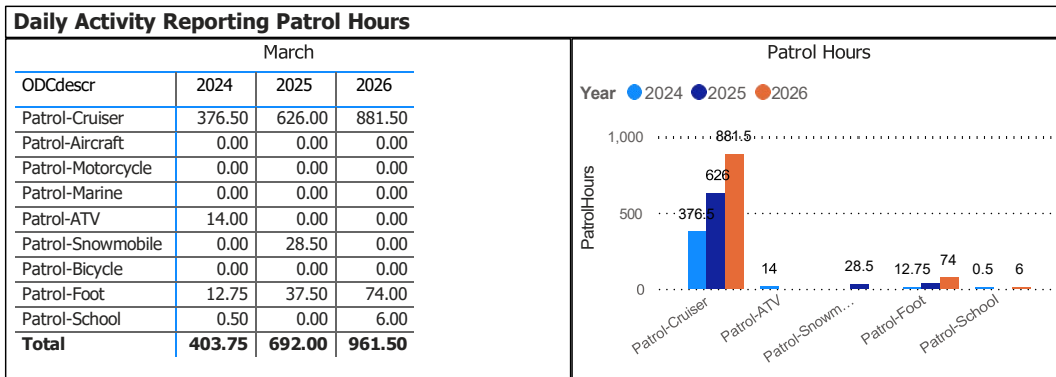
Report Generated on:
07-Apr-2026 11:47:27 AM

OPP Detachment Board Report Records Management System March 2026



Data source: RMS Data Feed
 Ontario Provincial Police, Professional Standards Bureau Commander Reports - File Manager System
 Data source date:
 07-Apr-2026

Daily Activity Reporting



Data source (Daily Activity Reporting System) date:
 07-Apr-2026

Detachment: 3T - RENFREW
 Location code(s): 3T00 - RENFREW, 3T10 - ARNPRIOR

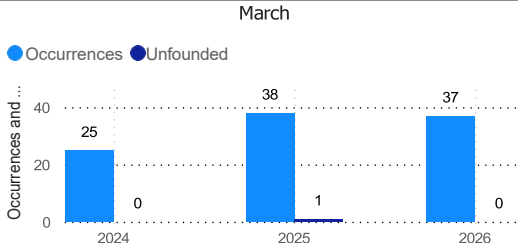
Data source date:
 07-Apr-2026

Report Generated on:
 07-Apr-2026 11:47:27 AM

OPP Detachment Board Report Records Management System March 2026

Mental Health Act Occurrences		
March		
Year	Occurrences	Unfounded
2024	25	0
2025	38	1
2026	37	0

YTD		
Year	Occurrences	Unfounded
2024	100	2
2025	135	1
2026	104	0



Mental Health Act Occurrences by Occurrence Type		
March		
Year	2026	
OccurrenceType	Occurrences	Unfounded
Ambulance Assistance	1	0
Assault	1	0
Attempt or threat of suicide	8	0
Breach of probation	1	0
Family dispute	1	0
Intimate Partner Violence	1	0
Mental health act	22	0
Missing person located	1	0
Person Well-Being Check	1	0
Total	37	0

Detachment: 3T - RENFREW

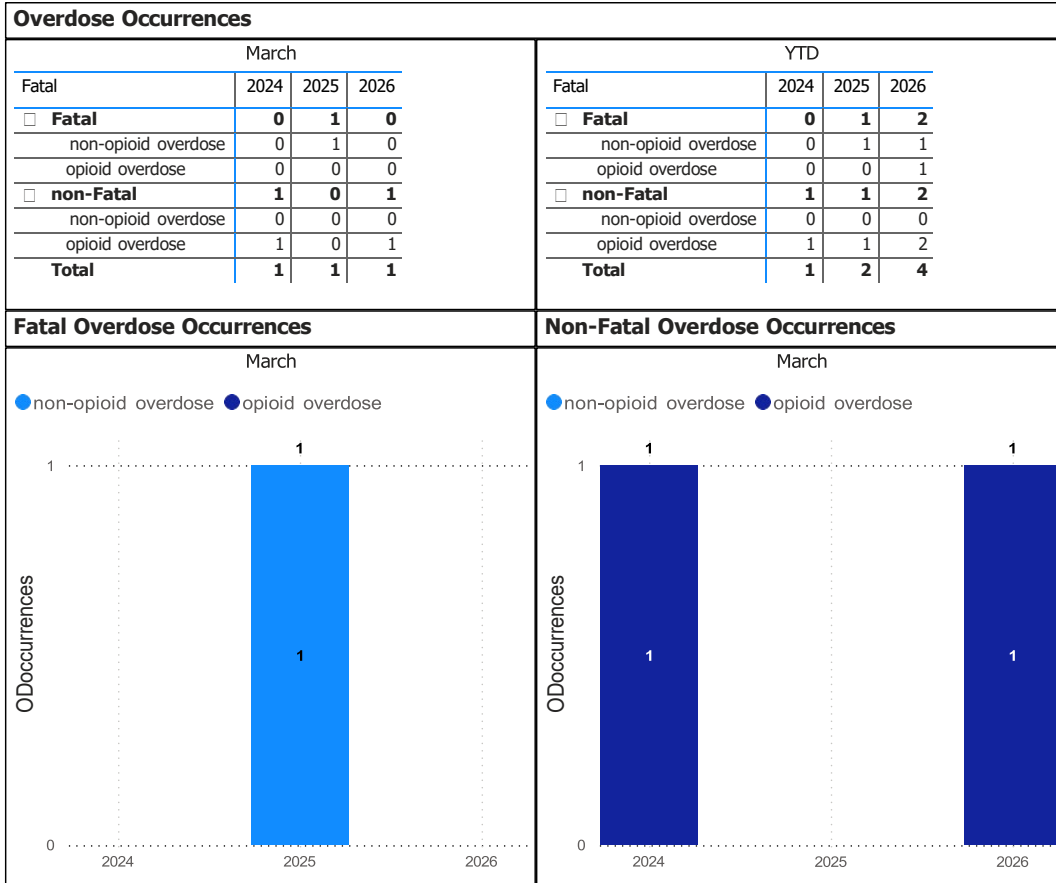
Location code(s): 3T00 - RENFREW, 3T10 - ARNPRIOR

Area(s): ALL

Data source date:
07-Apr-2026

Report Generated on:
07-Apr-2026 11:47:27 AM

OPP Detachment Board Report Records Management System March 2026

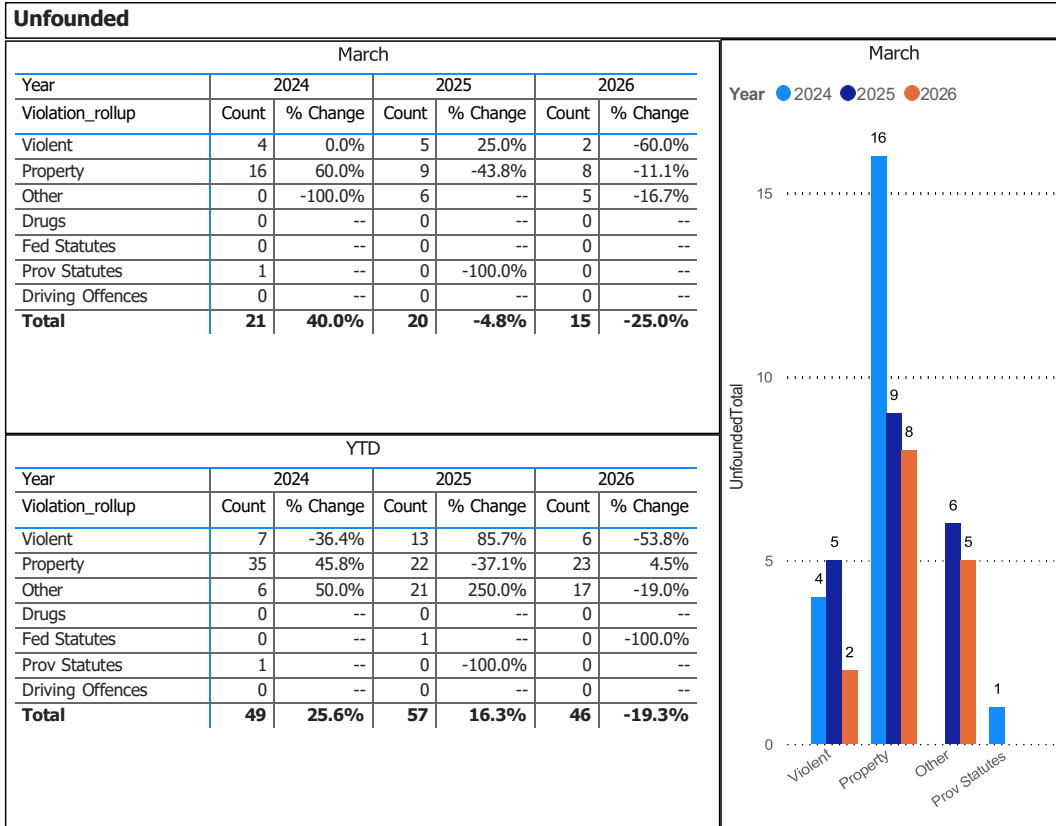


Detachment: 3T - RENFREW
Location code(s): 3T00 - RENFREW, 3T10 - ARNPRIOR

Area(s): ALL
Data source date:
07-Apr-2026

Report Generated on:
07-Apr-2026 11:47:27 AM

**OPP Detachment Board Report
Records Management System
March 2026**



Detachment: 3T - RENFREW
Location code(s): 3T00 - RENFREW, 3T10 - ARNPRIOR

Area(s): ALL
Data source date:
07-Apr-2026

Report Generated on:
07-Apr-2026 11:47:27 AM

OPP Detachment Board Report Records Management System March 2026

