
MAY 2025 REPORT



SOUTH OTTAWA VALLEY OPP DETACHMENT BOARD CONSEIL DU DÉTACHEMENT DE SOUTH OTTAWA VALLEY DE LA POLICE PROVINCIALE

RENFREW OPP DETACHMENT

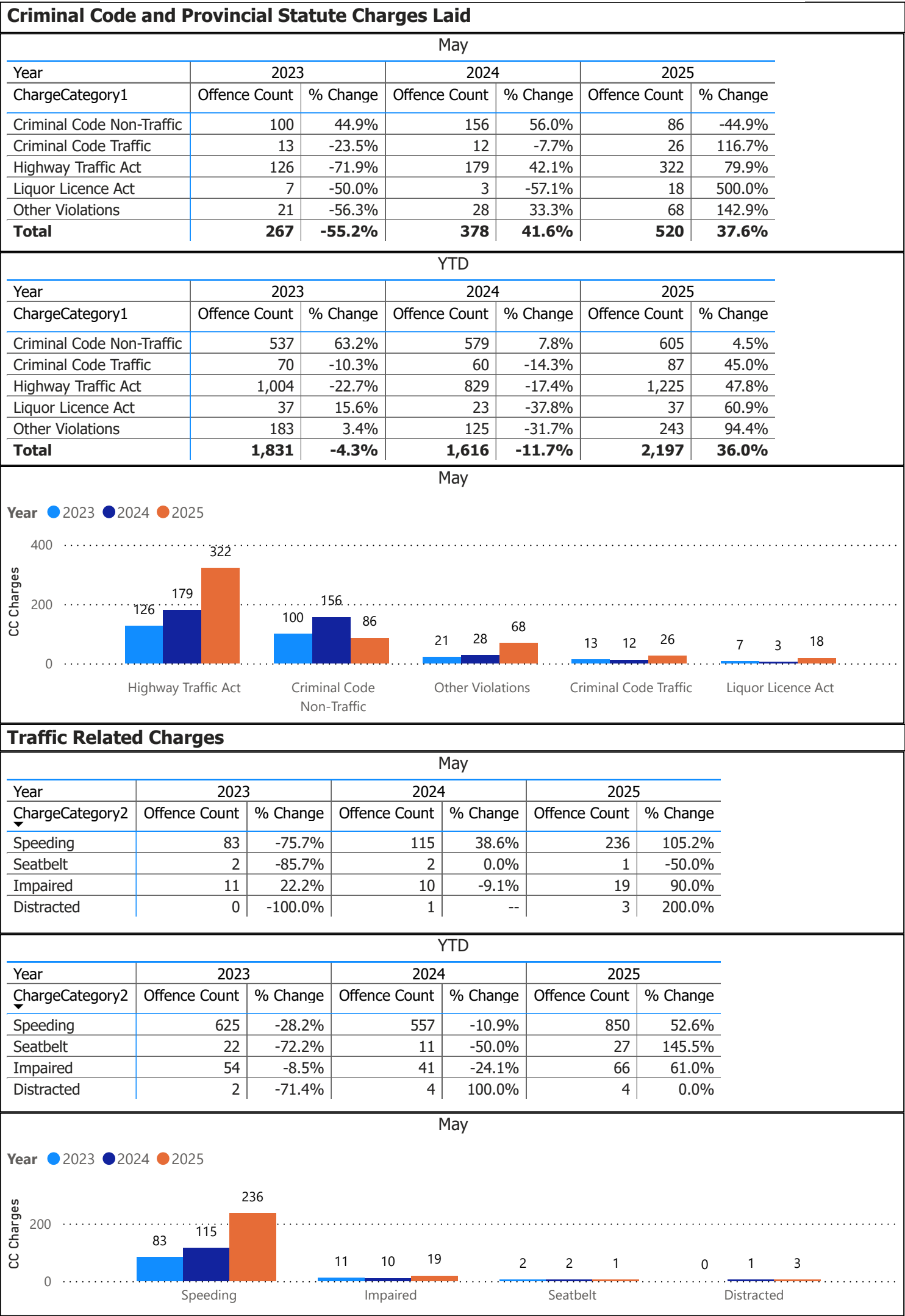
DÉTACHEMENT DE RENFREW DE LA POLICE PROVINCIALE



OPP Detachment Board Report

Records Management System

May 2025



OPP Detachment Board Report Records Management System May 2025

eTicketing Warnings

May				
Year	2024		2025	
Type	Total	% Change	Total	% Change
Warning	73	35.2%	146	100.0%

YTD

Year	2024		2025	
Type	Total	% Change	Total	% Change
Warning	338	-15.5%	651	92.6%

May

Type ● Warning

Year	Total
2024	73
2025	146

Note: The eTicketing system was not fully implemented until the end of 2022, therefore data is only available beginning in 2023. % Change in 2023 may appear higher in this report due to the incomplete 2022 data.

Detachment: 3T - RENFREW

Location code(s): 3T00 - RENFREW, 3T10 - ARNPRIOR

Area(s): ALL

Data source date:
23-Jun-25

Report Generated on:
25-Jun-2025 11:52:43 AM

OPP Detachment Board Report
Records Management System
May 2025

Youth Charges by Disposition Type				
May				
Disposition_Type	2023	2024	2025	
Bail	0	0	0	
Conference	0	0	0	
Conviction	3	5	0	
Diversion	4	0	2	
NonConviction	5	6	0	
NotAccepted	1	0	0	
Total	13	11	2	

YTD			
Disposition_Type	2023	2024	2025
Bail	0	0	0
Conference	0	0	0
Conviction	19	24	8
Diversion	12	0	12
NonConviction	25	37	5
NotAccepted	1	0	0
Total	58	61	27

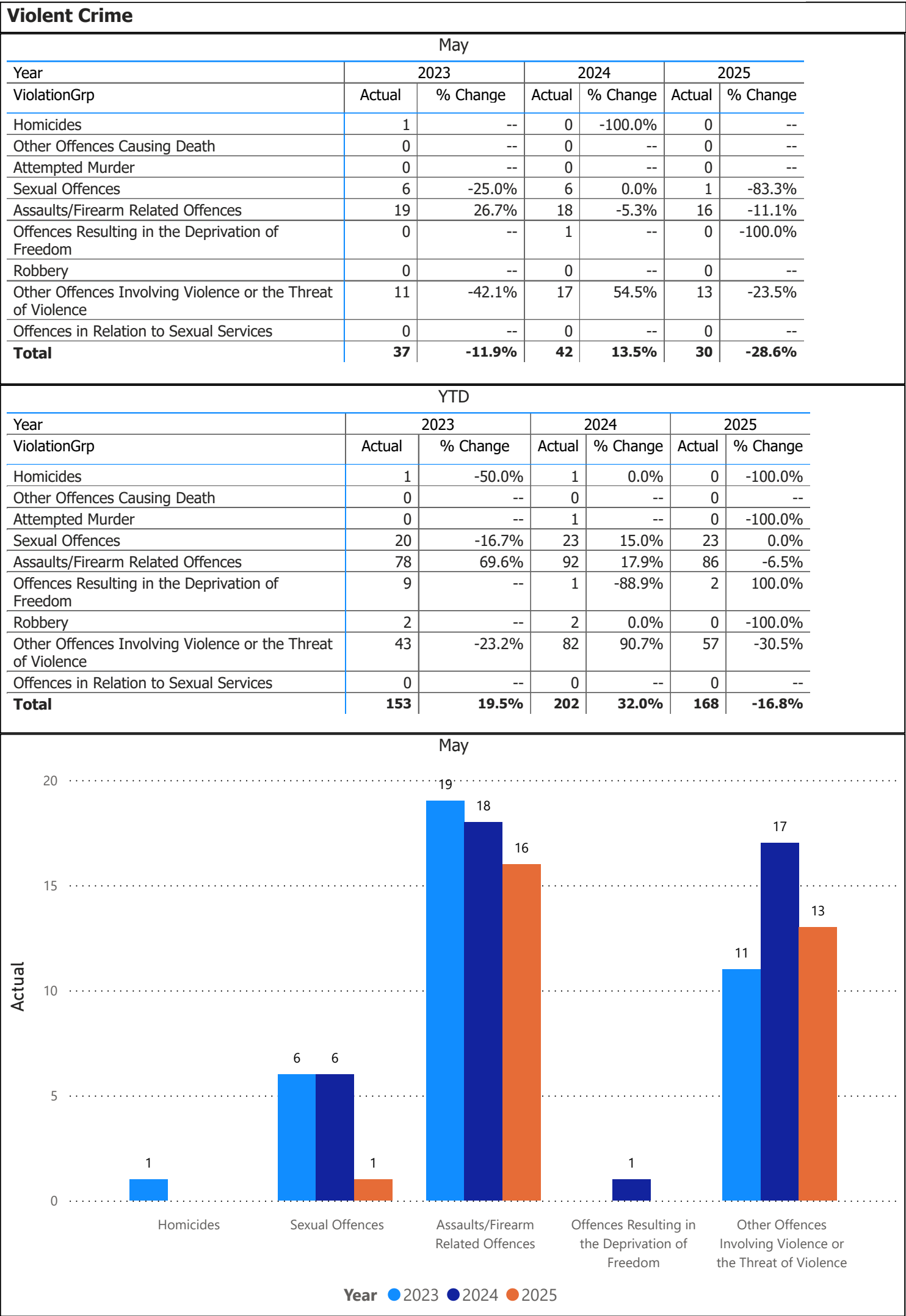
Youth Charges by Disposition and Occurrence Type								
May								
Year	2025							To
OccType	Bail	Conference	Conviction	Diversion	NonConviction	NotAccepted	POATicket	
Assault	0		0	1	0	0	0	
Mischief		0	0	1	0	0	0	
Total	0	0	0	2	0	0	0	

YTD								
Year	2025							To
OccType	Bail	Conference	Conviction	Diversion	NonConviction	NotAccepted	POATicket	
Assault	0		3	5	2	0	0	
Bail violations			1	0	0	0	0	
Breach of probation	0		4	0	3	0		
Drug offences			0	1	0	0	0	
eTicket - Vehicle			0	0	0	0	2	
Family dispute			0	2	0			
Harassment			0	1	0			
Mischief		0	0	1	0	0	0	
Trespass to property act			0	2	0	0	0	
Total	0	0	8	12	5	0	2	

The tables and chart on this page present summarized youth charges by disposition and occurrence type that have been recorded in the OPP Niche RMS application. Of note... the Niche data sourced for this report page only lists youth charges that have had a disposition type entered against them. Therefore, please be aware that the counts of youth charges entries on this report page are under stating the potential sum of youth charges that are in OPP Niche RMS.

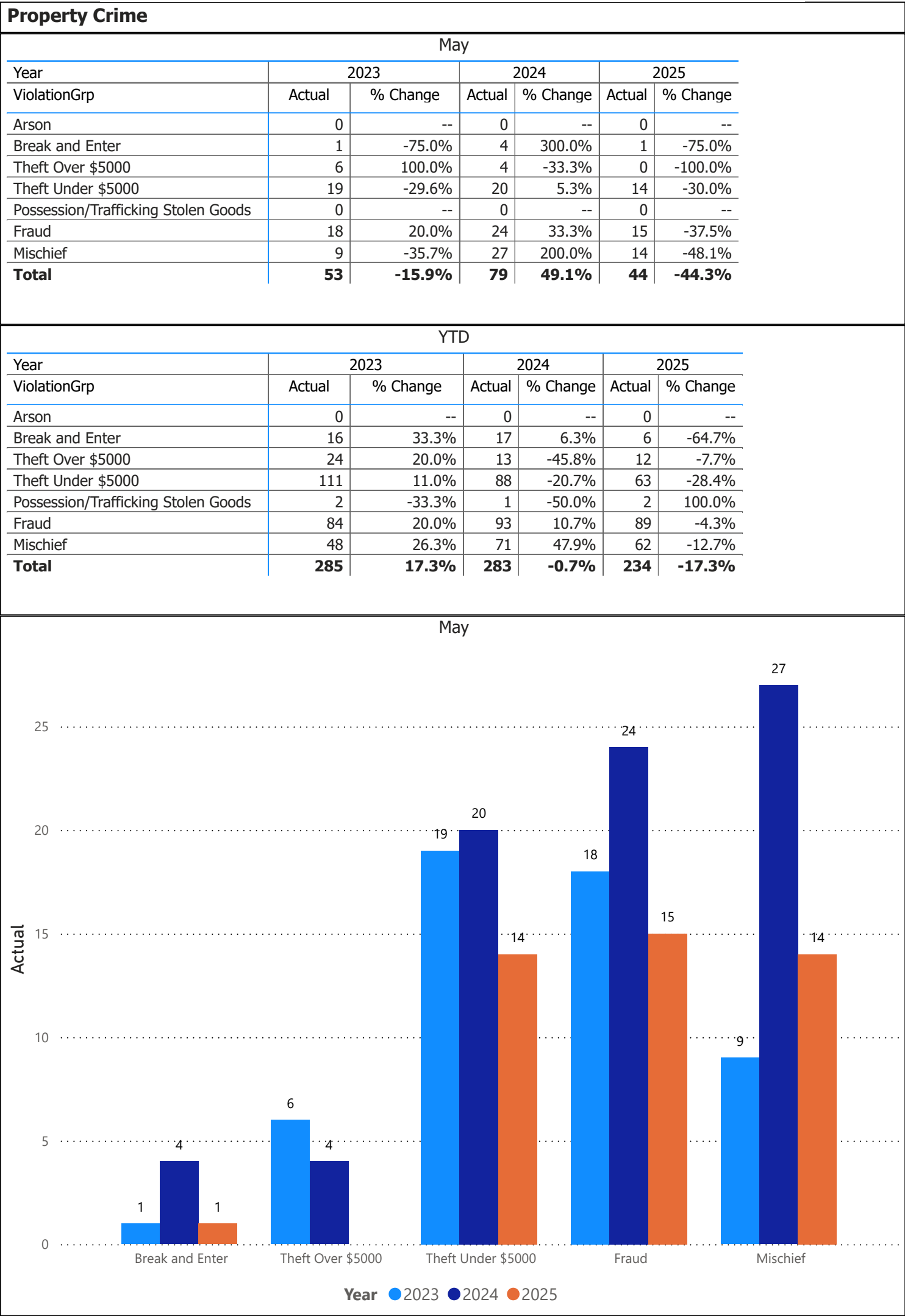
Detachment: 3T - RENFREW
Location code(s): 3T00 - RENFREW, 3T10 - ARNPRIOR

OPP Detachment Board Report
Records Management System
May 2025



Detachment: 3T - RENFREW
Location code(s): 3T00 - RENFREW, 3T10 - ARNPRIOR

OPP Detachment Board Report
Records Management System
May 2025

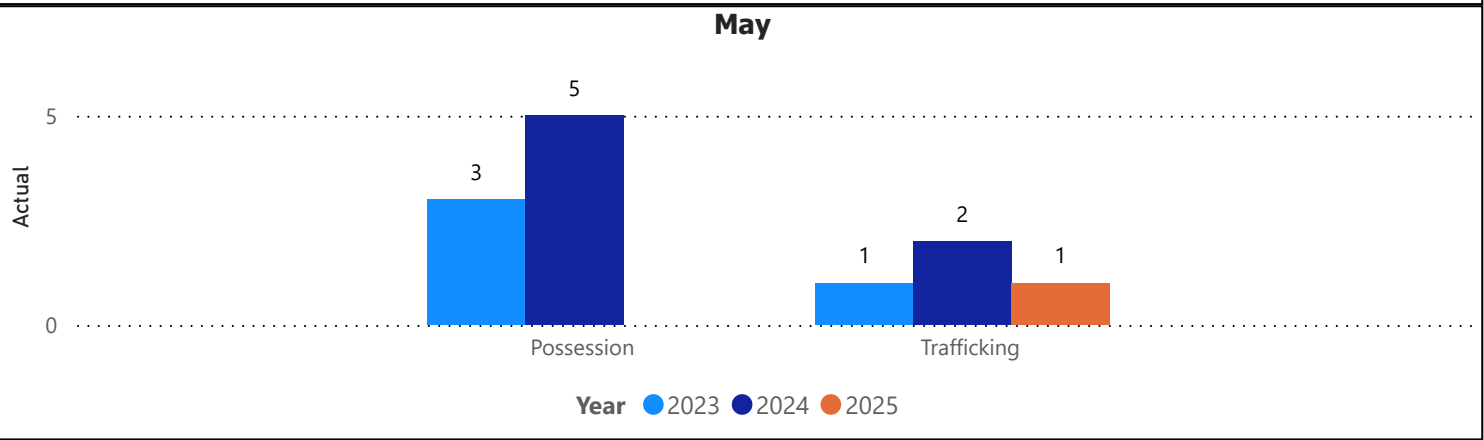


Detachment: 3T - RENFREW
Location code(s): 3T00 - RENFREW, 3T10 - ARNPRIOR

OPP Detachment Board Report
Records Management System
May 2025

Drug Crime						
May						
Year	2023		2024		2025	
ViolationGrp	Actual	% Change	Actual	% Change	Actual	% Change
Possession	3	--	5	66.7%	0	-100.0%
Trafficking	1	0.0%	2	100.0%	1	-50.0%
Importation & Production	0	--	0	--	0	--
Cannabis Possession	0	--	0	--	0	--
Cannabis Distribution	0	--	0	--	0	--
Cannabis Sale	0	--	0	--	0	--
Cannabis Importation & Exportation	0	--	0	--	0	--
Cannabis Production	0	--	0	--	0	--
Other Cannabis Violations	0	--	0	--	0	--
Total	4	300.0%	7	75.0%	1	-85.7%

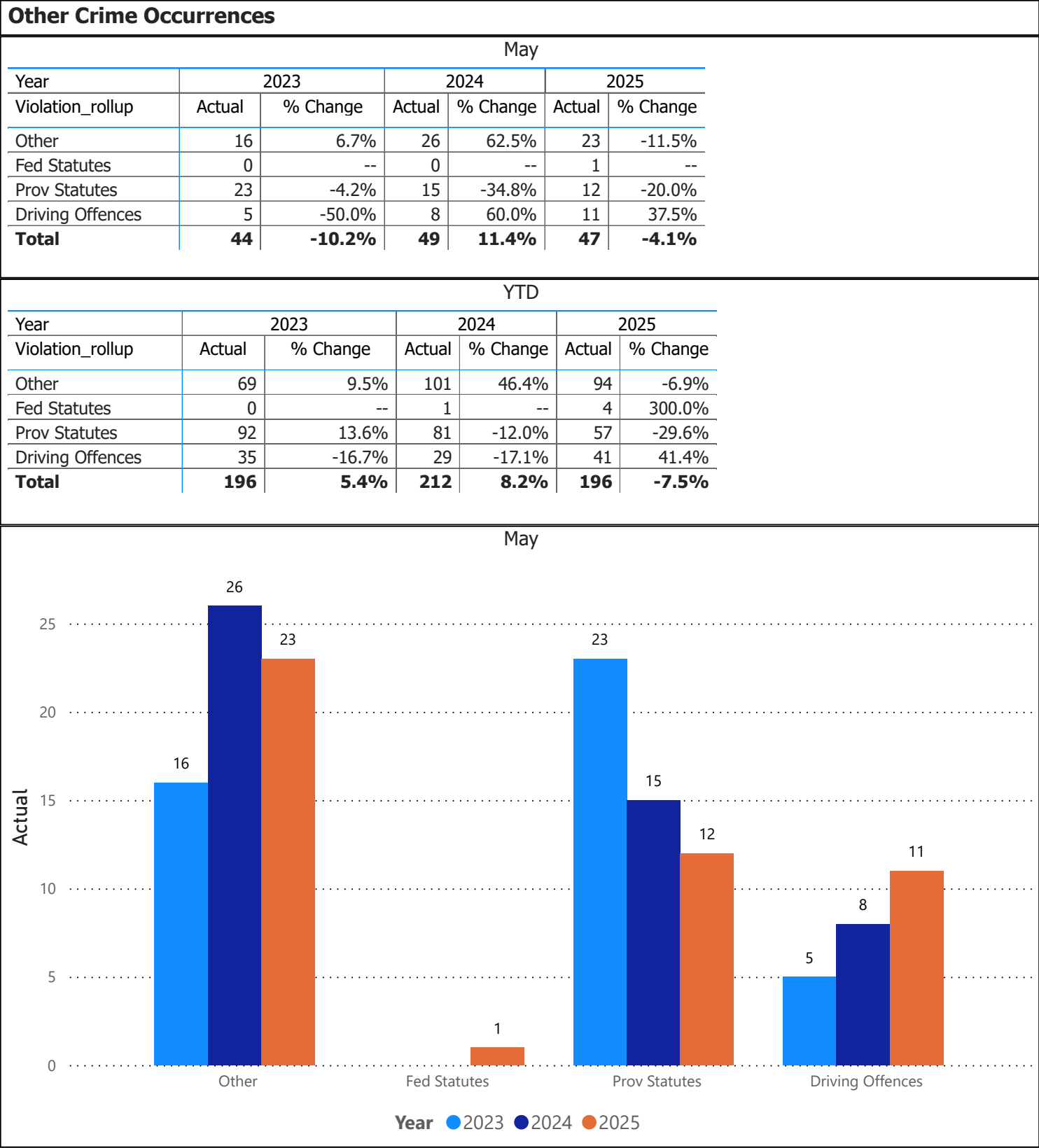
YTD						
Year	2023		2024		2025	
ViolationGrp	Actual	% Change	Actual	% Change	Actual	% Change
Possession	5	-28.6%	16	220.0%	9	-43.8%
Trafficking	4	-20.0%	5	25.0%	10	100.0%
Importation & Production	0	--	0	--	0	--
Cannabis Possession	0	--	0	--	0	--
Cannabis Distribution	0	--	0	--	0	--
Cannabis Sale	0	--	0	--	0	--
Cannabis Importation & Exportation	0	--	0	--	0	--
Cannabis Production	0	-100.0%	0	--	0	--
Other Cannabis Violations	0	--	0	--	0	--
Total	9	-35.7%	21	133.3%	19	-9.5%



Top 3 Violation Types	Top 5 Violation Groups																																																													
<div><div>May</div><table><tr><th>Year</th><th>Violent</th><th>Property</th><th>Other</th></tr><tr><td>2022</td><td>42</td><td>63</td><td>15</td></tr><tr><td>2023</td><td>37</td><td>53</td><td>16</td></tr><tr><td>2024</td><td>42</td><td>79</td><td>26</td></tr><tr><td>2025</td><td>30</td><td>44</td><td>23</td></tr></table><div>ViolentPropertyOther</div></div>	Year	Violent	Property	Other	2022	42	63	15	2023	37	53	16	2024	42	79	26	2025	30	44	23	<div><div>May</div><table><tr><th>ViolationGrp</th><th>2022</th><th>2023</th><th>2024</th><th>2025</th><th>Total</th></tr><tr><td>Theft Under \$5000</td><td>27</td><td>19</td><td>20</td><td>14</td><td>80</td></tr><tr><td>Provincial Statutes</td><td>24</td><td>23</td><td>15</td><td>12</td><td>74</td></tr><tr><td>Fraud</td><td>15</td><td>18</td><td>24</td><td>15</td><td>72</td></tr><tr><td>Assaults/Firearm Related Offences</td><td>15</td><td>19</td><td>18</td><td>16</td><td>68</td></tr><tr><td>Mischief</td><td>14</td><td>9</td><td>27</td><td>14</td><td>64</td></tr></table></div>						ViolationGrp	2022	2023	2024	2025	Total	Theft Under \$5000	27	19	20	14	80	Provincial Statutes	24	23	15	12	74	Fraud	15	18	24	15	72	Assaults/Firearm Related Offences	15	19	18	16	68	Mischief	14	9	27	14	64
Year	Violent	Property	Other																																																											
2022	42	63	15																																																											
2023	37	53	16																																																											
2024	42	79	26																																																											
2025	30	44	23																																																											
ViolationGrp	2022	2023	2024	2025	Total																																																									
Theft Under \$5000	27	19	20	14	80																																																									
Provincial Statutes	24	23	15	12	74																																																									
Fraud	15	18	24	15	72																																																									
Assaults/Firearm Related Offences	15	19	18	16	68																																																									
Mischief	14	9	27	14	64																																																									

Detachment: 3T - RENFREW
Location code(s): 3T00 - RENFREW, 3T10 - ARNPRIOR

OPP Detachment Board Report
Records Management System
May 2025

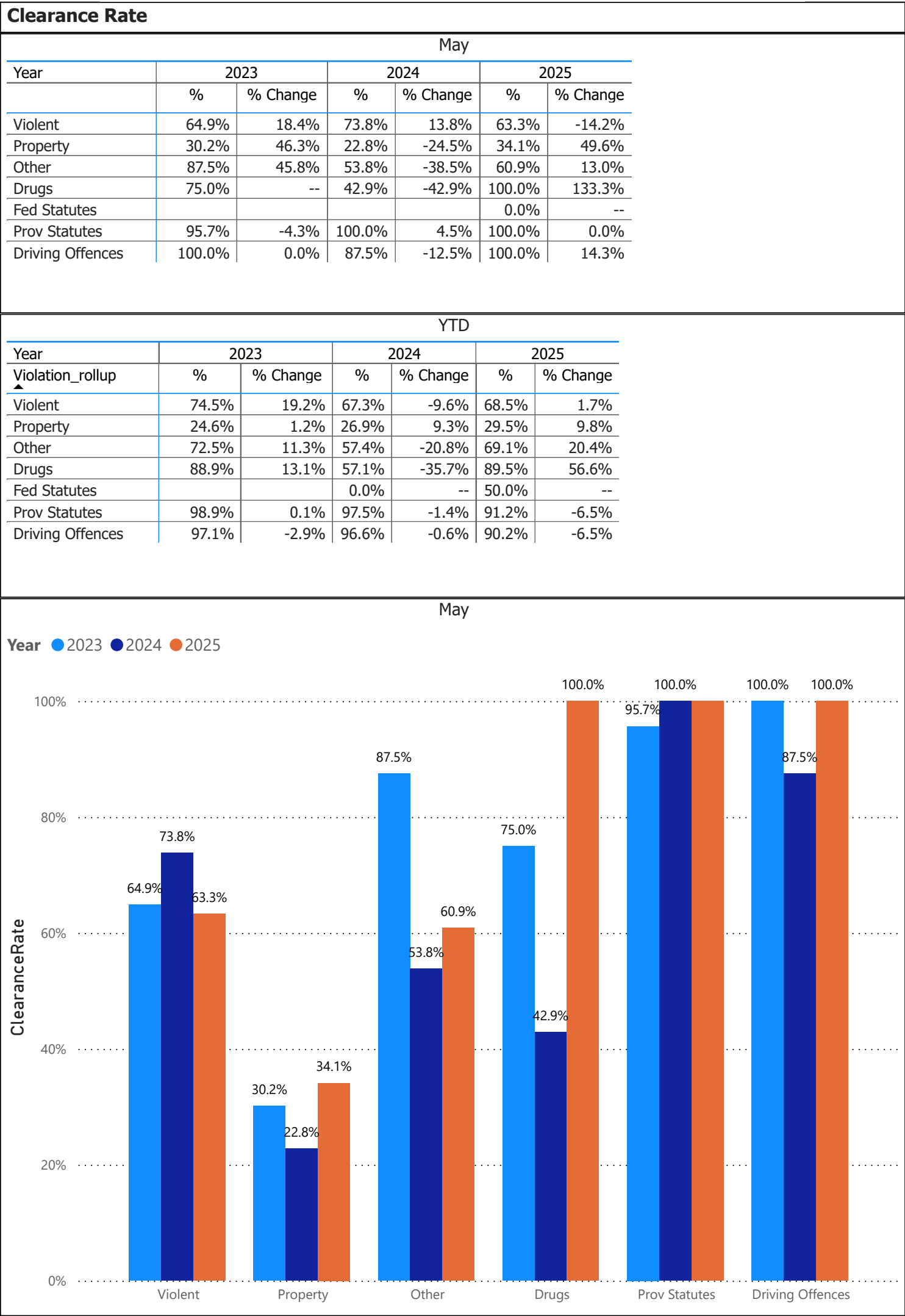


Detachment: 3T - RENFREW
Location code(s): 3T00 - RENFREW, 3T10 - ARNPRIOR

Area(s): ALL
Data source date:
23-Jun-2025

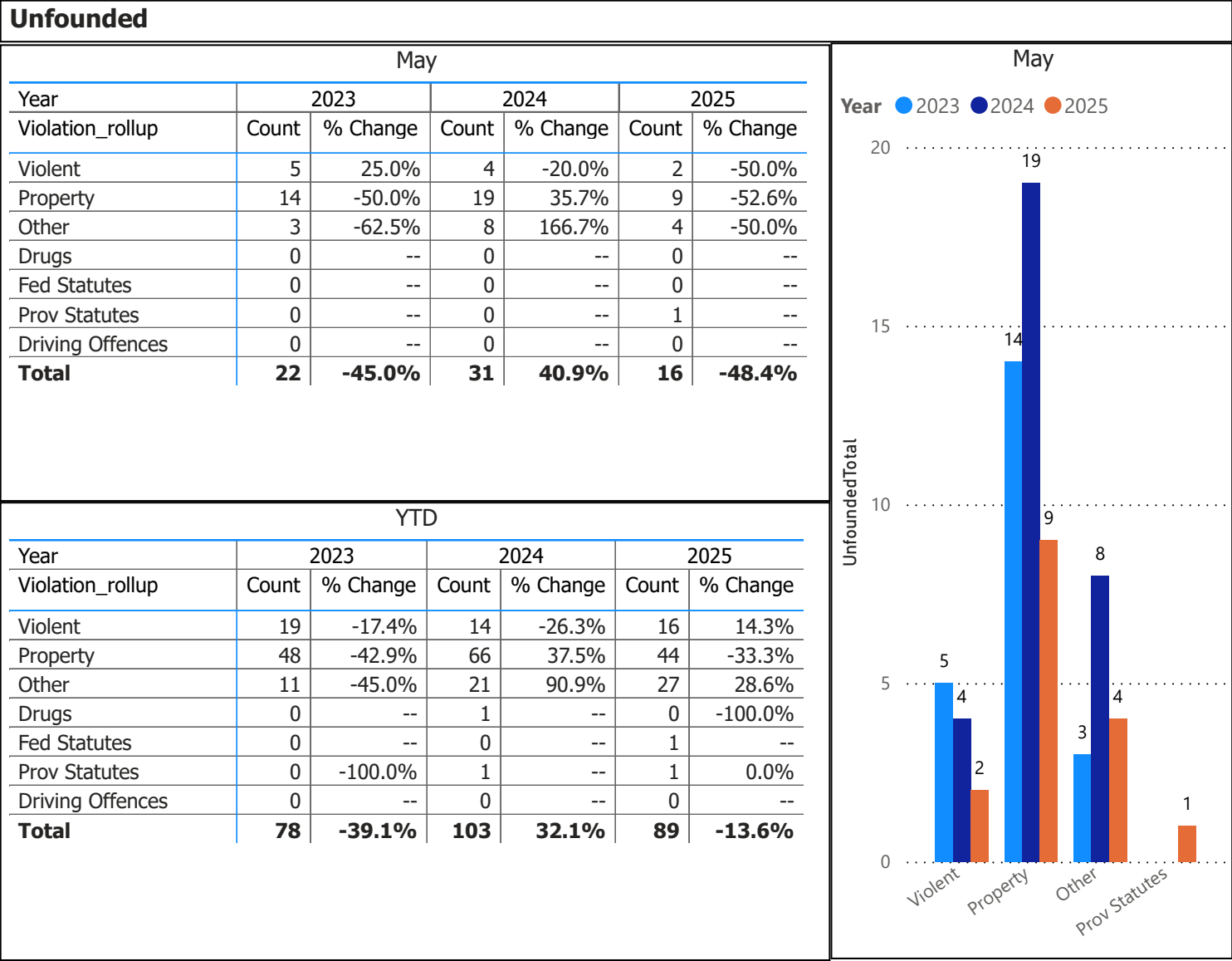
Report Generated on:
25-Jun-2025 11:51:59 AM

OPP Detachment Board Report
Records Management System
May 2025



Detachment: 3T - RENFREW
Location code(s): 3T00 - RENFREW, 3T10 - ARNPRIOR

OPP Detachment Board Report
Records Management System
May 2025

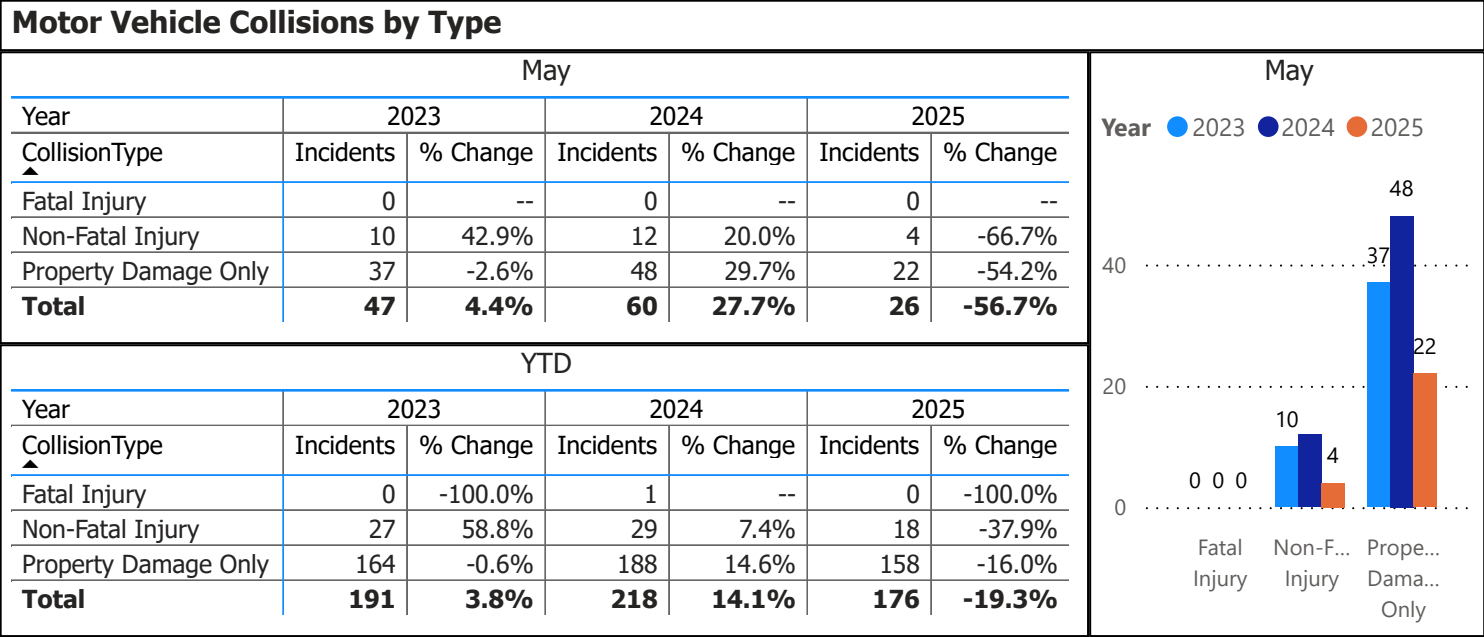


Detachment: 3T - RENFREW
Location code(s): 3T00 - RENFREW, 3T10 - ARNPRIOR

Area(s): ALL
Data source date:
23-Jun-2025

Report Generated on:
25-Jun-2025 11:51:59 AM

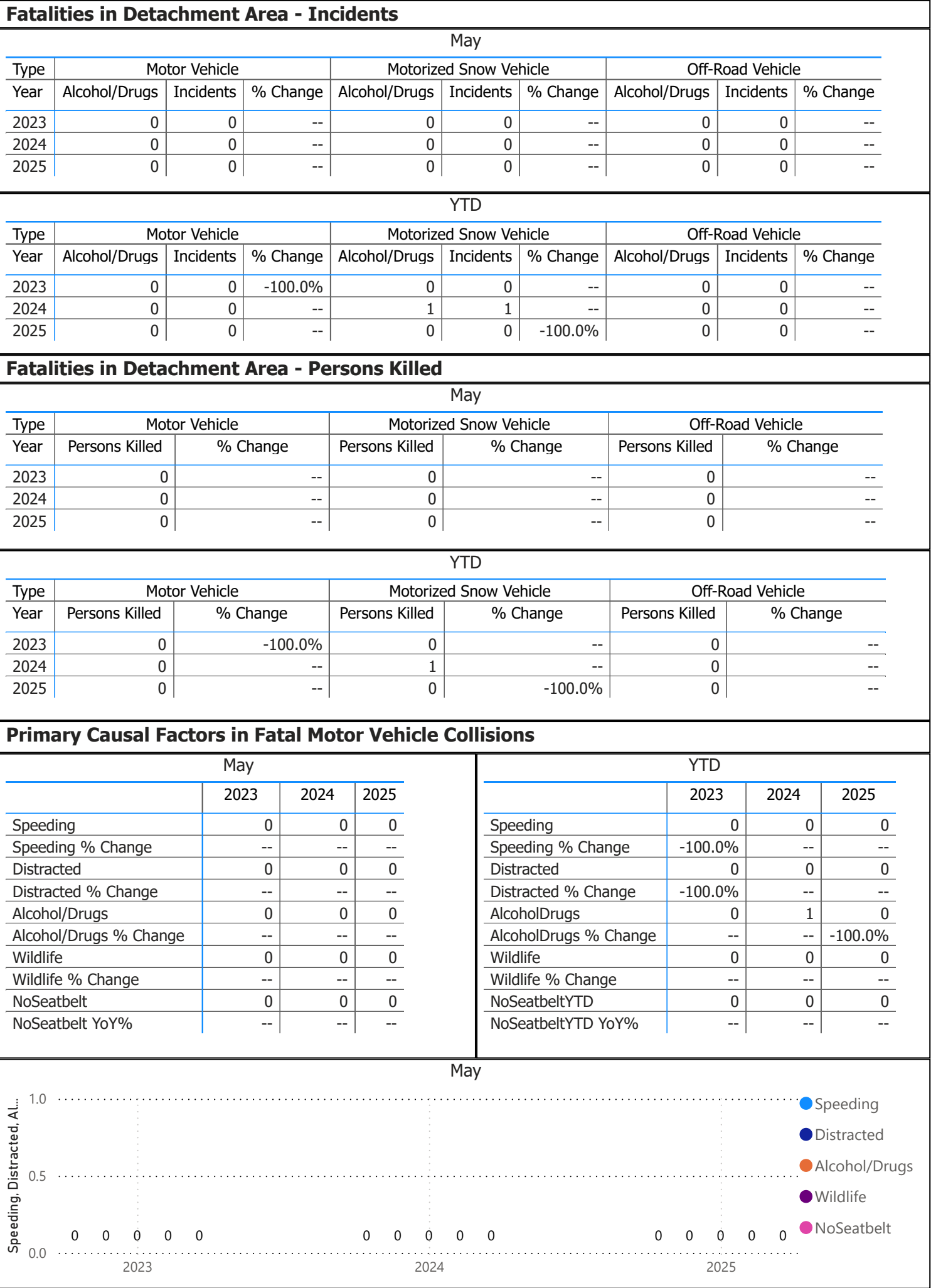
OPP Detachment Board Report
Collision Reporting System
May 2025



OPP Detachment Board Report

Collision Reporting System

May 2025



Data source (Collision Reporting System) date:
23-Jun-2025

Detachment: 3T - RENFREW
Location code(s): 3T00 - RENFREW, 3T10 - ARNPRIOR

Area(s): ALL
Data source date:
23-Jun-2025

Report Generated on:
25-Jun-2025 11:51:59 AM

OPP Detachment Board Report
Records Management System
May 2025

Mental Health Act Occurrences

May		
Year	Occurrences	Unfounded
2023	21	0
2024	54	0
2025	43	1

May

Occurrences

Unfounded



YTD		
Year	Occurrences	Unfounded
2023	161	2
2024	190	2
2025	225	2

YTD

Occurrences

Unfounded



Mental Health Act Occurrences by Occurrence Type

May		
Year	2025	
OccurrenceType	Occurrences	Unfounded
Attempt or threat of suicide	10	0
eTicket - Vehicle	1	0
Family dispute	1	0
Intimate Partner Violence	2	0
Mental health act	22	0
Mischief	3	0
Other criminal code	1	0
Person Well-Being Check	1	0
Threats	2	1
Total	43	1

Detachment: 3T - RENFREW
Location code(s): 3T00 - RENFREW, 3T10 - ARNPRIOR

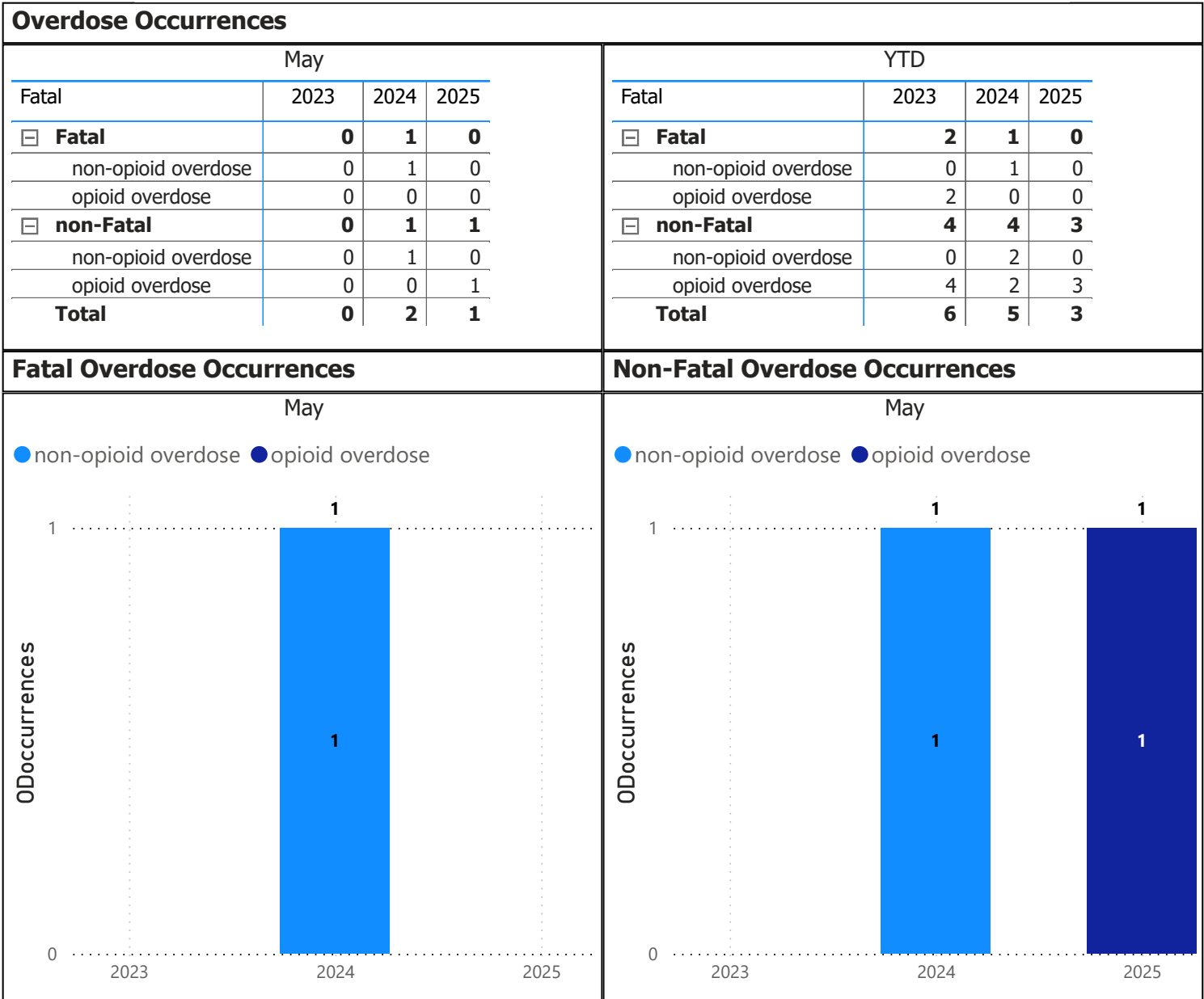
Area(s): ALL
Data source date:
23-Jun-2025

Report Generated on:
25-Jun-2025 11:51:59 AM

https://pbi.opp.gov.on.ca/PBIReports/powerbi/Production/CTSB/Data Projects/OPP Detachment Board Reports/OPP Detachment Board Report

1/1

OPP Detachment Board Report
Records Management System
May 2025



Detachment: 3T - RENFREW
Location code(s): 3T00 - RENFREW, 3T10 - ARNPRIOR

Area(s): ALL
Data source date:
23-Jun-2025

Report Generated on:
25-Jun-2025 11:51:59 AM

OPP Detachment Board Report
Records Management System
May 2025

Referrals to Victim Service Agencies by Year

May			
Year	Offered	Accepted	% Accepted
2023	105	38	35.8%
2024	102	49	47.1%
2025	107	45	42.1%

YTD			
Year	Offered	Accepted	% Accepted
2023	405	164	39.9%
2024	491	191	38.2%
2025	553	210	37.9%

May

Year	Offered	Accepted
2023	105	38
2024	102	49
2025	107	45

Referrals to Victim Service Agencies by Occurrence Type

May

Occurrence Type	Offered	Accepted
Intimate Partner Violence	31	10
Assault	21	6
Harassment	10	5
Bail violations	8	5
Mischief	6	5
Breach of probation	4	1
Family dispute	4	2
Threats	4	1
Mental health act	3	1
Sexual assault	3	0
Attempt or threat of suicide	2	1
Fraud	2	1
Missing person	2	2
Other criminal code	2	1
Person Well-Being Check	2	2
Sudden death	2	2
Landlord tenant problem	1	0

Referrals Accepted (%) by Age Group

May			
PersonAgeRange	2023	2024	2025
	5.6%		
11 - 16	100.0%	40.0%	60.0%
17 - 25	100.0%	44.4%	44.4%
26 - 45	100.0%	41.5%	39.7%
46 - 65	100.0%	60.6%	42.3%
6 - 10			0.0%
Over 65	100.0%	40.0%	57.1%
Under 6		0.0%	

YTD			
PersonAgeRange	2023	2024	2025
	12.2%	15.8%	
11 - 16	100.0%	45.0%	64.5%
17 - 25	100.0%	52.0%	36.5%
26 - 45	100.0%	59.0%	36.5%
46 - 65	96.4%	60.6%	39.2%
6 - 10			28.6%
Over 65	85.7%	57.9%	37.5%
Under 6		0.0%	6.7%

Referrals Not Offered

May			
ServicesNotOfferedReason	2023	2024	2025
	0	0	0
	0	0	0
Victim deceased or unable to respond	1	2	0
Victim resides outside Ontario	0	0	0

YTD			
ServicesNotOfferedReason	2023	2024	2025
	0	0	0
	0	0	0
Victim deceased or unable to respond	6	11	1
Victim resides outside Ontario	0	0	0

May

Year	Total Persons	Not Offered	Offered
2023	106	1	105
2024	104	2	102
2025	107	0	107

Detachment: 3T - RENFREW
Location code(s): 3T00 - RENFREW, 3T10 - ARNPRIOR

Area(s): ALL
Data source date:
23-Jun-2025

Report Generated on:
25-Jun-2025 11:51:59 AM

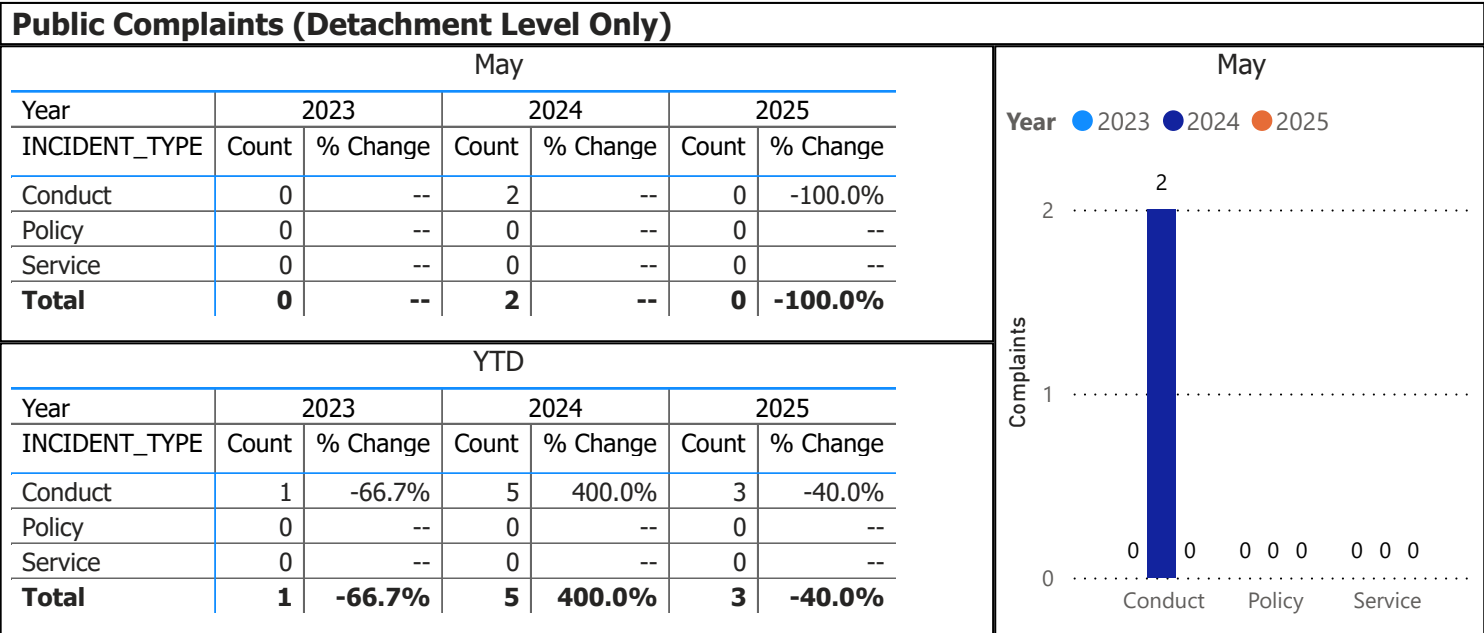
https://pbi.opp.gov.on.ca/PBIReports/powerbi/Production/CTSB/Data Projects/OPP Detachment Board Reports/OPP Detachment Board Report

1/1

OPP Detachment Board Report

Records Management System

May 2025



Data source: RMS Data Feed
Ontario Provincial Police, Professional Standards Bureau Commander Reports - File Manager System

Data source date:
23-Jun-2025

Daily Activity Reporting

