



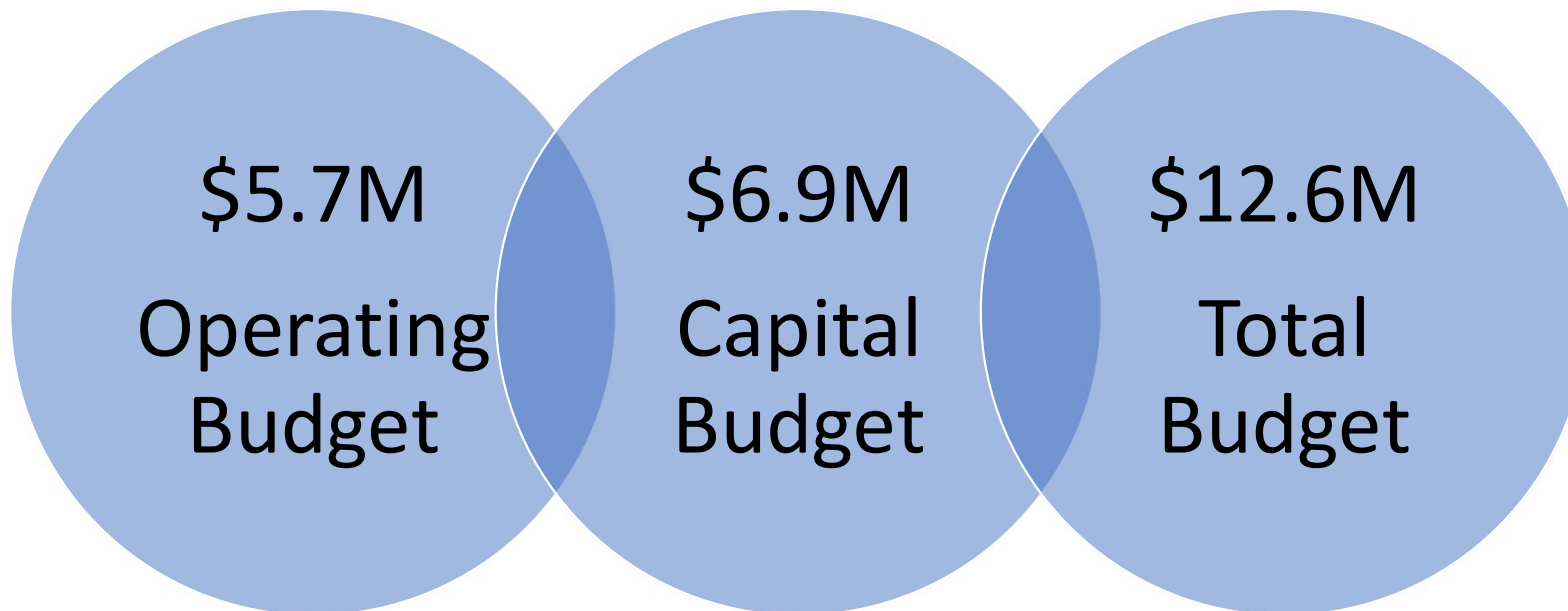
2022 Budget

Renée Mask, Treasurer-Deputy CAO

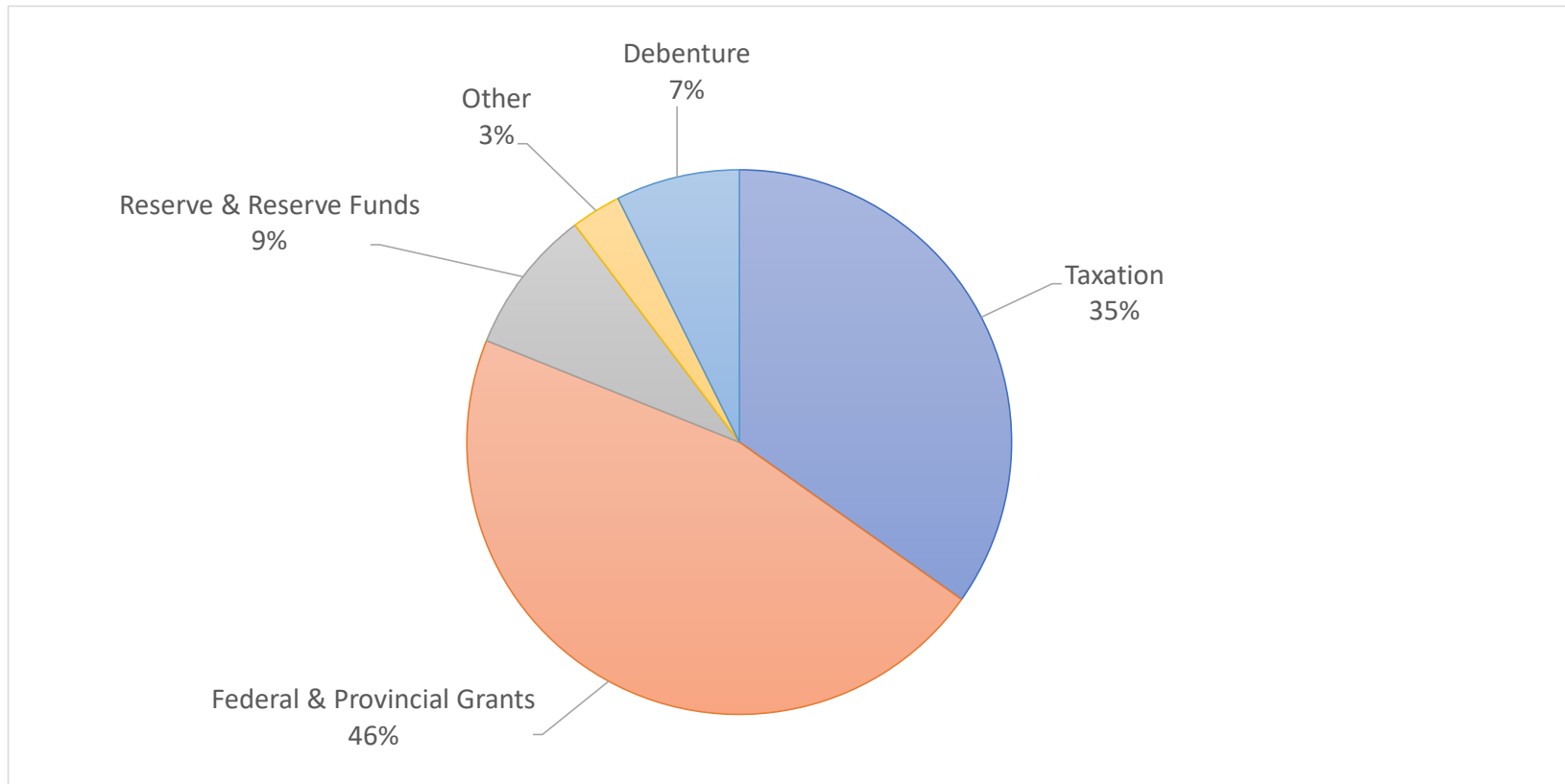
2022 Budget Approach by Staff

- Review of every line item
- Trend analysis completed
- Levy increase based on approved Asset Management Plan
- Capital based on Asset Management Plan and Capital Needs

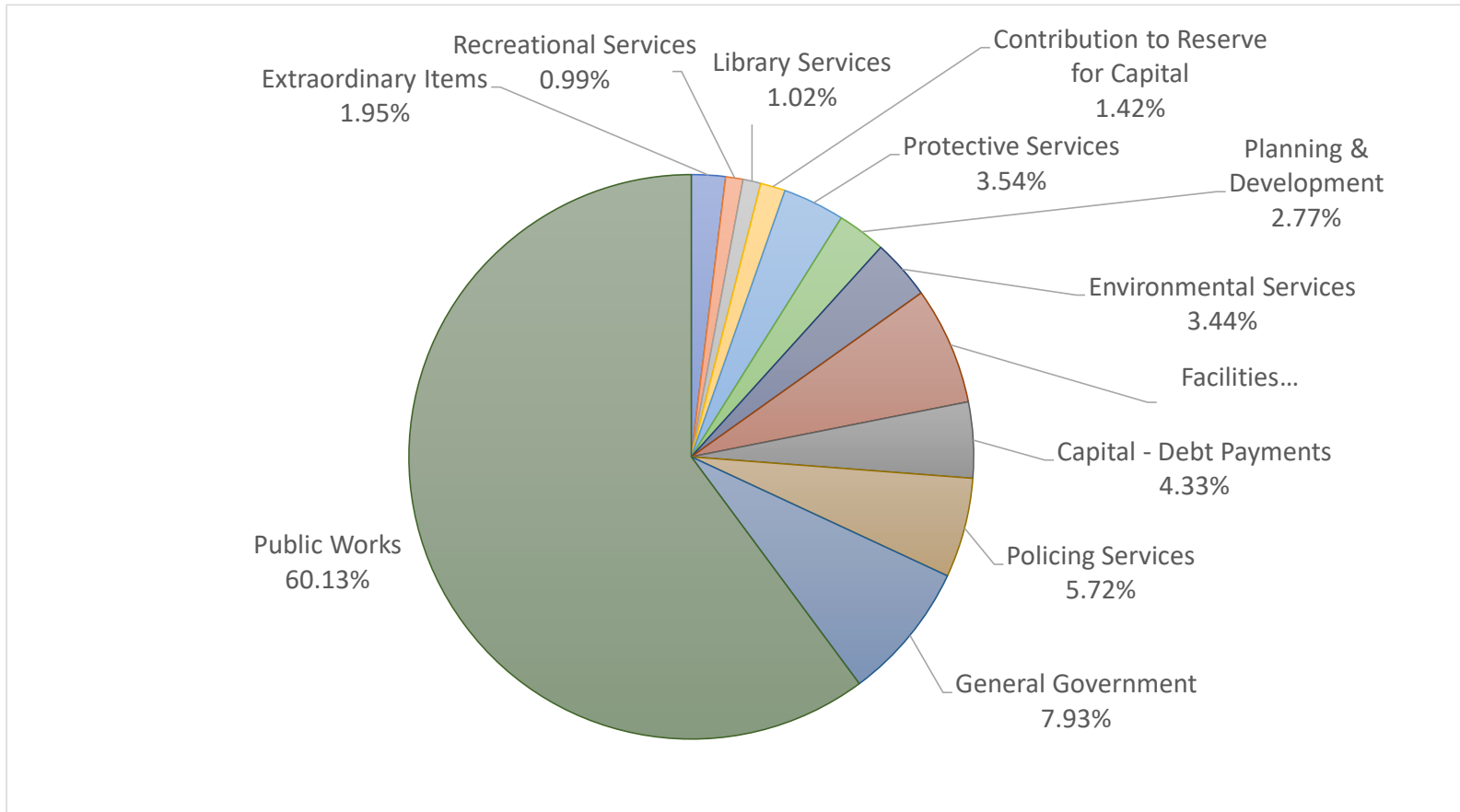
2022 Budget – Operating & Capital



2022 Operating & Capital Budget Funding



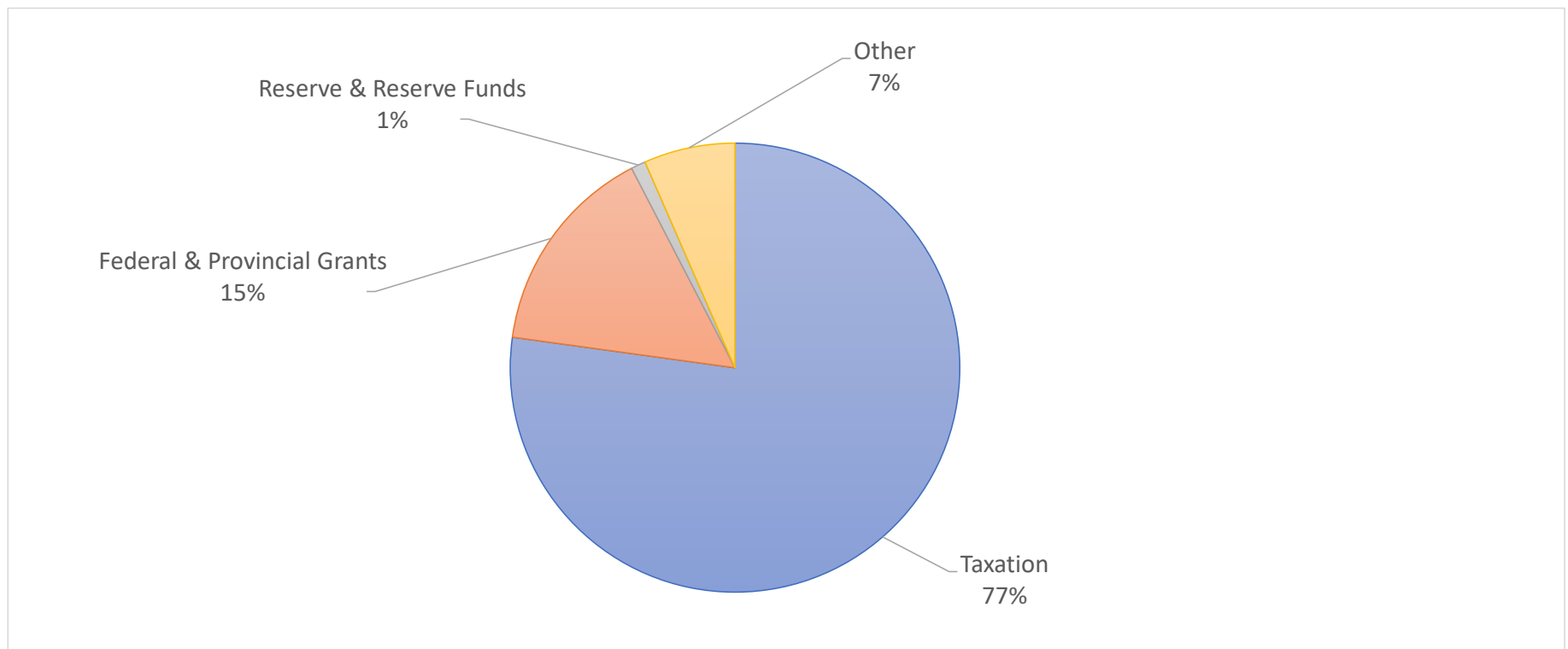
2022 Operating & Capital Budget



Highlights: 2022 Operating Budget

- Pay Equity Review Impact
- New Organization Structure
- 1.75% cost-of-living-adjustment wage increase
- Extraordinary Items (Modernization Reviews, Elections, Covid-19)

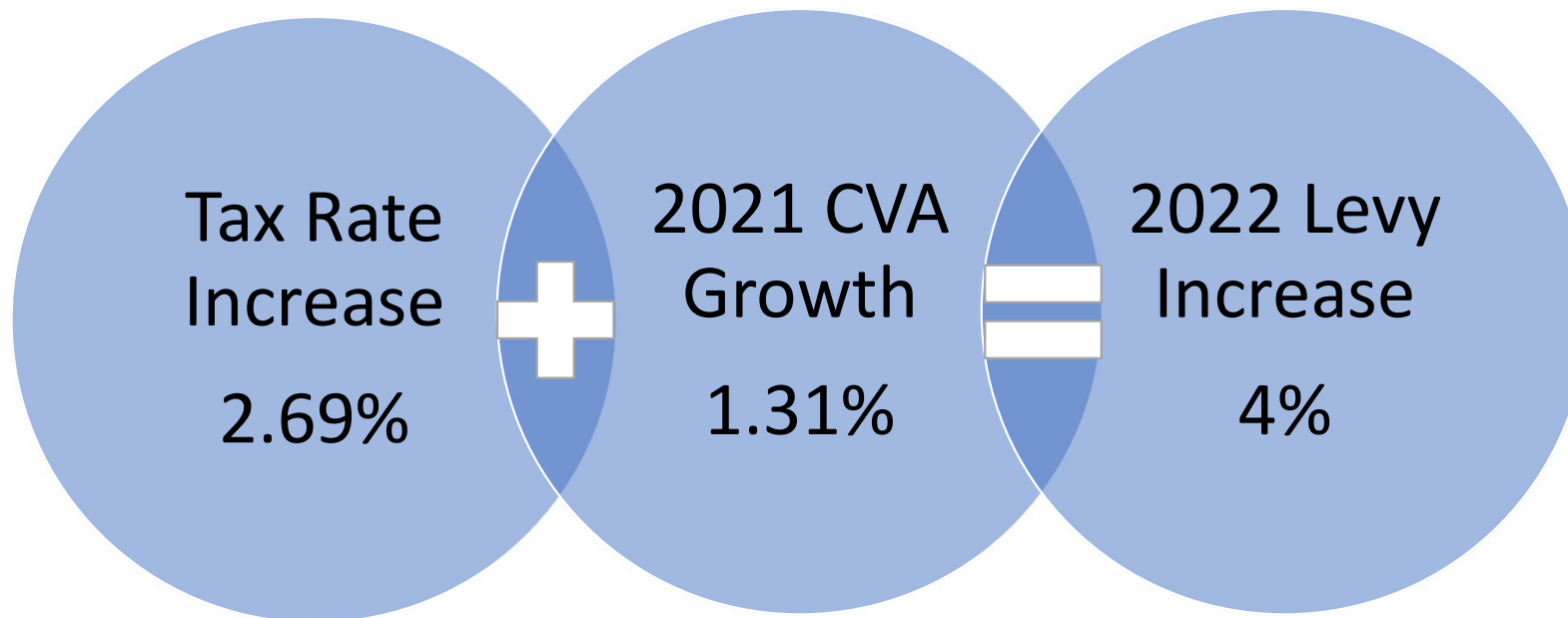
2022 Operating Revenue Sources



2022 Operating Revenue Sources

	Budget 2022	Budget 2021	Budget Variance (\$)	Budget Variance (%)
OPERATING REVENUES				
Taxation	3,500,850	3,366,200	134,650	4.0%
Taxation Adjustments/Supplementals	35,000	25,000	10,000	40.0%
PILS	853,500	850,500	3,000	0.4%
Taxation & Tax Associated Revenues	4,389,350	4,241,700	147,650	3.5%
General Government				
Administration	88,000	78,000	10,000	12.8%
Ontario Grants Operating	627,300	610,200	17,100	2.8%
Protective Services	11,500	11,500	0	0.0%
Public Works	19,000	14,000	5,000	35.7%
Environmental Services	107,000	82,000	25,000	30.5%
Facilities	40,195	31,050	9,145	29.5%
Recreational Services	6,000	6,000	0	0.0%
Library Services	21,670	11,800	9,870	83.6%
Planning & Development				
Planning	25,400	14,400	11,000	76.4%
Building & Sewage	100,375	74,950	25,425	33.9%
By-Law Enforcement	6,000	2,000	4,000	200.0%
Sub-Total Operating Revenues	5,441,790	5,177,600	264,190	5.1%
Extraordinary Items	245,590	-	245,590	100.0%
Total Operating Revenues	5,687,380	5,177,600	509,780	9.8%

Property Taxation – Current Value Assessment

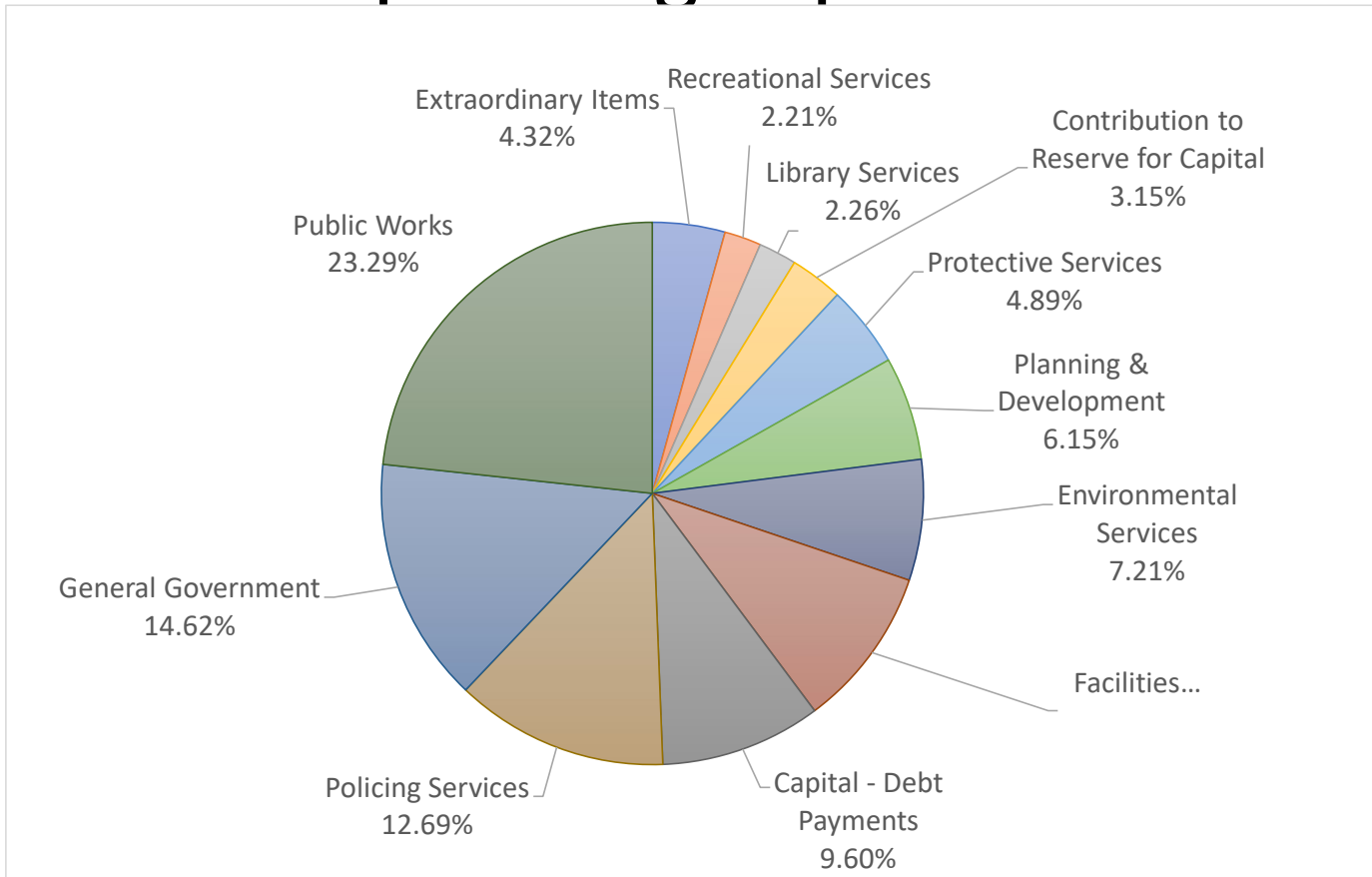


Property Taxation - Impact



The impact of the 2.69% Municipal Tax Rate on taxpayers is an annual tax billing increase \$11.07 per \$100,000 in property assessment.

2022 Operating Expenditures



2022 Operating Expenditures

	Budget 2022	Budget 2021	Budget Variance (\$)	Budget Variance (%)
OPERATING EXPENSES				
General Government	831,615	798,500	33,115	4.1%
Protective Services	278,000	260,430	17,570	6.7%
Police Services	721,950	738,857	(16,907)	-2.3%
Public Works	1,324,770	1,289,850	34,920	2.7%
Environmental Services	410,250	417,750	(7,500)	-1.8%
Facilities	546,140	500,175	45,965	9.2%
Recreational Services	125,440	113,040	12,400	11.0%
Library Services	128,558	99,290	29,268	29.5%
Planning & Development				
Planning	222,940	134,560	88,380	65.7%
Building & Sewage	99,100	81,240	17,860	22.0%
By-Law Enforcement	27,900	15,500	12,400	80.0%
Sub-Total Operating Expenses	4,716,663	4,449,192	267,471	6.0%
Extraordinary Items	245,590	-	245,590	100.0%
Capital - Debt Payments (Interest & Principal)	545,805	497,390	48,415	9.7%
Capital - Contribution to Reserves	179,322	231,018	(51,696)	-22.4%
Total Operating Expenses	5,687,380	5,177,600	509,780	9.8%

2022 Capital Budget - Summary

Roads

- Ferguson Lake Road (Grant Funded)
- Ferguson Lake Road
- Flat Road (resurfacing)
- Mt. St. Patrick (resurfacing)
- Maple St / Partridge Drive
- Rosebrugh Road
- Rosebrugh Road Cul de Sac
- Tatty Hill
- Pucker Street
- Fraser Road Hill
- Fleming Lane Cul de Sac
- Hydro Dam Road Culvert

2022 Capital Budget - Summary

Equipment

- V#11 Tandem Plow Truck
- Water Tank for Tandem
- Diesel Plate Packer
- Dump Truck (used)
- Speed Signs
- Hoist (Calabogie Garage)

Environmental

- Mt. St. Patrick Bin
- Griffith Bin

Facilities

- Public Works Garage Design

Fire

- E-draulic Extrication Equipment

2022 Capital Budget – Project Funding

